

**A.S.D.GOV'T. DEGREE COLLEGE FOR WOMEN (A)**

(Re-Accredited with 'B' Grade by NAAC)  
(Affiliated to Adikavi Nannaya University)  
Jagannalokpur, Kakinada.

**DEPARTMENT OF COMPUTER SCIENCE**



శ్రీవిద్యాప్రపర్యతాం

**CERTIFICATE COURSE**



**ON**

**MICROSOFT DIGITAL  
LITERACY**

**2021-2022**

**A.S.D.GOVT. DEGREE COLLEGE FOR WOMEN (A)  
KAKINADA**

**DEPARTMENT OF COMPUTER SCIENCE  
Activity Register 2021-2022**

Date	21-02-2022 to 22-04-2022
Conducted through (DRC/JKC/ELF/NCC/NSS/ Departments etc.)	Department of Computer Science
Nature of Activity (Seminar/Workshop/Extn. Lecture etc.,)	Certificate Course
Title of the Activity	Microsoft Digital Literacy
Name of the Department/Committee	Computer Science
Details of Resource Persons ( Name , Designation etc.,)	N.Naga Subrahmanyaswari G.Satya Saneetha K.Surya Lakshmi V.Uma Bhavaneswari
No.of students participated	26
Brief Report on the activity	To enhance the students learning experience in the College and to bring about a more holistic approach to learning as well as to cultivate and develop the necessary skills.
Name of the Lecturers who Planned & conducted the activity	N.Naga Subrahmanyaswari, Lecturer in Computer Science G.Satya Saneetha, Lecturer in Computer Applications
Signature of the Dept.In-Charge/ Convener of the Committee	 22/4/22
Signature of the Principal	
Remarks	

(\* Brief Report of the activity has to be submitted along with evidences/Correspondence , Photographs, Paper Clippings, and Student Feedback etc).A separate record has to be prepared for each Academic year. The College Activity Register shall be with the Principal. All activities have to be recorded and the work on all the activity has to be sanctioned on the report of the activity.)

**A.S.D.GOV'T. DEGREE COLLEGE FOR WOMEN (AUTONOMOUS)**

(Accredited with 'B' Grade by NAAC in Cycle-III)

(Affiliated to Adilhari Narmaya University)

Jaganmohar, Kakinda

**DEPARTMENT OF COMPUTER SCIENCE**

---

Date: 14-02-2022

**CIRCULAR**

Department of Computer Science is going to conduct a Certificate Course on "Microsoft Digital Literacy" with a duration of 45 Hours from 21-02-2022 to 23-04-2022 for I / II / III B.Sc./ B.Com./B.A. students.

**Note:**

- Interested students can register their names with Ms. K.Surya Lakshmi, Guest Faculty, Department of Computer Science on or before 18-02-2022.
- Only 40 students are allowed to register for the course on First Come First Serve basis.
- Course fee : Rs 300/-
- Timings : 9:00 AM to 10:00 AM

*N. N. S. Kumar*  
In-Charge  
Dept. of Computer Science

Principal



# A.S.D GOVERNMENT DEGREE COLLEGE FOR WOMEN(A)



NAAC Re-Accredited With "B" Grade in Cycle III  
Affiliated to Adikavi Annamaya University, Rajamahendravaram  
Kakinada-533 002, Andhra Pradesh

## DEPARTMENT OF COMPUTER SCIENCE

A SKILL DEVELOPMENT CERTIFICATE COURSE ON  
" MICROSOFT DIGITAL LITERACY "

### HELLO! TECHIE NOVICE

Excel in the present Digital World by joining this course. Grab the opportunity of your place and utilize it to the fullest and no more be called a Techie Novice.

Register for the Certificate Course on " MICROSOFT DIGITAL LITERACY " Offered by the Department of Computer Science.

### COURSE OBJECTIVES

- ❖ Increase knowledge on Fundamentals of computer
- ❖ Develop Applications in MS-Word
- ❖ Implement MS-Excel Applications
- ❖ Design the Presentations.
- ❖ Safe Surfing of internet



**COURSE FEE**  
**Rs. 3000/-**

OR All B.Sc./B.Com./B.A. Students

**COME ENROLL  
BECOME EXPERT IN  
DIGITAL MEDIA**



**Contact:**  
N. Naga Subrahmanyam  
Lecturer in Computer Science  
G. Satya Smeetha  
Lecturer in Computer Application

Phone: 9449101033  
Email: [Computer@adikavi.ac.in](mailto:Computer@adikavi.ac.in)

# A.S.D.GOV'T. DEGREE COLLEGE FOR WOMEN (A)

(Re-validated with 'B' Grade by NAAC)  
 (Affiliated to Adarsh Women's University)  
 Jagalurpet, Kuvempu

## DEPARTMENT OF COMPUTER SCIENCE

### Certificate Course on "Microsoft Digital Literacy"

Duration: 05 Days

From 21-02-2022 to 23-4-2022

Venue: Computer Lab - II  
 Time : 9:00 AM to 10:00 AM

S.No	Topic	Name of the Faculty
1	Fundamentals of Computer / Introduction	
2	Characteristics and Evolution of Computer	
3	Block Diagram of Computer	
4	Architecture of Computer	
5	Types of Computer	
6	Input and output devices	
7	Networks	
8	Types of Software	
9	MS-Word / Introduction	
10	New Features in Word 2007	
11	The Screen and its Elements	
12	Creating a New Document	
13	Writing and Simple Formatting	
14	Page Layout	
15	Printers and Graphics	
16	Tables	
17	MS-Excel / Introduction	
18	Features of MS-Excel & View of MS-Excel window	
19	Entering and editing data in worksheet	
20	Formulas and Functions	
21	Formatting options	
22	Data Filtering	
23	Types of Charts	
24	Menus	
25	MS- PowerPoint - Introduction	
26	Creating Presentation	
27	Adding New Slides	
28	Adding Text in Slides	
29	Adding New Text Boxes	
30	Deleting Existing Slides	
31	Rearranging Slides	
32	Adding Slide Notes	
33	Fundamentals of Internet / Networking Concepts	
34	Internet and its Services	
35	Browser	
36	Search Engines	
37	Surfing the Internet	
38	Email Creation	
39	Usage of Email	
		Theory: N. Nagarajalakshmy Practical: V. Umashankar
		Theory: N. Nagarajalakshmy Practical: V. Umashankar
		Theory: G. Saja Sangeetha Practical: V. Umashankar
		Theory: K. Saja Lakshmi Practical: V. Umashankar

# A.S.D.GOV'T DEGREE COLLEGE FOR WOMEN (A)

## DEPARTMENT OF COMPUTER SCIENCE

### CERTIFICATE COURSE ON "MICROSOFT DIGITAL LITERACY"

Duration: 45 Days (21-02-2022 to 20-04-2022)

#### LIST OF STUDENTS ENROLLED INTO COURSE

S.NO	Regd.No.	NAME	Class
1	11749	Neharani Indhantri	I BSc (MPC)
2	11846	Chokka Ranaya Sri	I BSc (MPC)
3	11872	Boddeti Veera Prabha Aarshi	I BSc (MPC)
4	11777	Chokka Mallawari	I BSc (MPC)
5	12029	Kadapa Ajama	I BSc (MPC)
6	11906	Chodiretti Vidhya Sri	I BSc (MPC)
7	12096	Padala Kavya Sri Satya	I BSc (MPC)
8	11998	Guda Sharada Grace	I BSc (MPC)
9	11776	Peta Nikitha	I BSc (MPC)
10	12176	Bodde Manika	I BCom (G)
11	11921	Kankala Pivani	I BCom (G)
12	11885	Bagga Bharathi	I BCom (G)
13	11952	Karri Bhavani	I BCom (G)
14	11886	Bodde Ratna Kamari	I BCom (G)
15	11911	Sangali Sri Kavya	I BCom (G)
16	11912	Matcha Swathi	I BCom (G)
17	12137	Feedala Navya Sri	I BCom (G)
18	12032	Kadali Rama Sri	I BCom (G)
19	12140	V. Sai Durga Devi	I BCom (G)
20	12075	CH. Geetha	I BCom (G)
21	11822	Pyla Gowri Durga Bhavani	I BA (HEP)
22	12155	Battala Sindhuja	I BSc (HSC)
23	10849	Shah Baseer	III BSc (CB2)
24	10833	Shah Karishma	III BSc (CB2)
25	11026	Chakravarthula Devi	III BSc (CB2)
26	12023	Mosa Suguna	III BSc (CZ. Aqua)



**A.S.D.GOV'T DEGREE COLLEGE FOR WOMEN (A)**  
**DEPARTMENT OF COMPUTER SCIENCE**

**CERTIFICATE COURSE ON "MICROSOFT DIGITAL LITERACY"**


Duration: 45 Days (21-02-2022 to 29-04-2022)

Reg.No	NAME	4-3-22	5-3-22	7-3-22	8-3-22	9-3-22	16-3-22	11-3-22	14-3-22	15-3-22
11749	Neharini Jothmani	P	P	P	P	P	P	P	P	A
11846	Chikka Ranjya Sri	P	P	P	P	P	P	P	P	P
11872	Bhadrani Varu Pradha Aravali	P	P	P	P	P	P	P	A	P
11777	Chikka Mallikarjuna	P	P	P	P	P	P	P	P	P
12009	Kadapa Aparna	P	P	P	P	P	P	P	P	P
11900	Chandrabati Vidhana Sri	P	P	P	P	P	P	P	P	P
12006	Padala Kanya Sri Sanya	P	P	P	P	P	P	P	P	P
11908	Gada Bharani Grace	P	P	P	P	A	P	P	P	P
11776	Penu Kalyani	P	P	P	P	P	P	P	P	P
12176	Boddu Manjula	P	P	P	P	P	P	P	P	P
11921	Kankonala Pavani	A	P	P	P	P	P	P	P	P
11881	Bugga Bharathi	P	P	P	P	P	P	P	P	P
11952	Kanti Bhavani	P	P	P	P	P	P	P	P	P
11803	Boddu Ratna Kamari	P	P	P	P	P	P	A	P	P
11911	Singali Sri Kanya	P	P	P	P	P	P	P	P	P
11912	Mascha Swathi	P	P	P	P	P	P	P	P	P
12137	Poothala Nanya Sri	P	P	A	P	P	P	P	P	P
12002	Kadali Rama Sri	P	P	P	P	P	P	P	P	P
12146	V. Sai Durga Devi	P	P	P	P	P	P	P	P	P
12025	CH. Geetha	P	P	P	P	P	P	P	P	P
11822	Pyla Gowri Durga Bharani	P	P	P	P	P	P	P	P	P
12130	Battula Sindhuja	P	P	P	P	P	P	P	P	P
11848	Shak Baveer	P	P	P	P	P	P	P	P	P
11833	Shak Karishma	P	P	P	P	P	P	P	P	P
11826	Chakravarthula Devi	P	P	P	P	P	P	P	P	P
12023	Mina Sogana	P	P	P	P	A	P	P	P	P









**A.S.D. GOVT DEGREE COLLEGE FOR WOMEN (Autonomous)**

(NAAC Re-Accredited Institution with 'B' Grade)

(Affiliated to Adikavi Nannaya University)

Jaganmochkpur, Kakinada, E.O.Dt. (A.P.)-533002

**Certificate Course**

**on**

**MICROSOFT DIGITAL LITERACY**

**Certificate**

This is to certify that **Ms.**

\_\_\_\_\_ has completed a 5 - Day Certificate Course

in **MICROSOFT DIGITAL LITERACY** Organized by the Department of Computer Science, A.S.D. Govt. Degree

College for Women (Autonomous), Jaganmochkpur, Kakinada, from 21 Feb 2022 to 22 April 2022.

**N. Naga Subrahmanyeswar**

Convener & In-Charge

**G. Saiya Suneetha**

Convener

**Dr.V.Anantha Lakshmi**

Principal

**A.S.D. GOVERNMENT DEGREE COLLEGE FOR WOMEN (A)**  
**(Re-Accredited with 'B' by NAAC in cycle 3)**  
**(Affiliated to Adikavi Nannaya University)**  
**Jagannaickpur, Kakinada.**

## **CULTURAL COMMITTEE**



**Certificate course**  
**on**  
**Classical Dance (Basics)**

**2021 – 2022**



**A.S.D. GOVERNMENT DEGREE COLLEGE FOR WOMEN (A)**

(Re-Accredited with 'B' by NAAC in cycle II)

(Affiliated to Adikavi Nannaya University)

Angunakoppur, Kakinada.

**Activity Register 2021-2022**

Date	05-07-2022 to 05-09-2022
Conducted through (DRC/DRC/EE/SCC/NSC/ Department etc)	Cultural Committee
Nature of the Activity (Seminar/Workshop/Exam/ Lecture etc)	Extension Activity
Title of the Activity	Certificate Course on Classical Dance
Name of the Department/ Committee	Cultural Committee
Details of Resource Person (Name, Designation etc.)	Ms. P. Jaya Bharani, M.A.
No. of students participated	19
Brief Report on the Activity	Special sheet is enclosed.
Names of the Lecturers who planned and conducted the Activity	Dr. D. Krishna Gayatri, Ms. V. Swarna Sri, Dr. P. Saritha, Dr. K. Syamala Devi, Ms. A. Swathi, Dr. R. Aruna Devi
Signature of the Department In-Charge/Consent of the Committee	
Signature of the Principal	
Remarks	

# A.S.D. GOVERNMENT DEGREE COLLEGE FOR WOMEN (A)

(Re-Accredited with 'B' by NAAC in cycle 3)  
(Affiliated to Adikavi Nannaya University)  
Jagannaickpur, Kakinada



## CULTURAL COMMITTEE CERTIFICATE COURSE

on

## *Classical Dance*

**Instructor :**  
**Ms. P. Jaya Bhavani**

### *Course Objectives :*

- ✚ Create awareness on Indian Classical Dance
- ✚ make students learn basics in Kuchipudi & Bharathanatyam
- ✚ carry forward the Indian Culture

**For : All B.A./ B.Com./ B.Sc. students**

**Timings : from 4.00 pm to 6.00 pm**

**Venue : Room no. 30**



### *For details contact :*

**Dr. D. Krishna Gayatri, Convener**

**Ms. Y. Swarna Sri, Member**

**Dr. P. Santhi, Member**

**Dr. K. Syamala Devi, Member**

**Ms. A. Swathi, Member**

**Dr. R. Aruna Devi, Member**

**Course Duration**

**05-02-2022**

**to**

**05-05-2022**

**A.S.D. GOVERNMENT DEGREE COLLEGE FOR WOMEN (A)  
KAKINADA**

**CERTIFICATE COURSE ON CLASSICAL DANCE**

**Duration 90 days (from 05-02-2022 to 05-05-2022)**

**List of students enrolled into course**

S. No	Regd. No.	Name	Class
1	2132060	S. Ashadevi	I MPCS
2	2132003	K. Harika	I MPCS
3	2132029	S. Surya Prasanna	I MPCS
4	2132052	P. Lakshmi Kantham	I MPCS
5	2132038	Ch. Surya Bhavani	I MPCS
6	2021010	S. Satyakala	I H.SC.
7	2035021	N. Anjali	I H.SC.
8	2012020	P. Sri Kanya	I THP
9	2114004	K. Harsha Priya	I HEP





ASD GOVT. DEGREE COLLEGE FOR WOMEN (A) KAKINADA  
DEPARTMENT OF TELUGU  
CERTIFICATE COURSE-2022  
CLASSICAL DANCE SYLLABUS  
THEORY & PRACTICALS

---

1. అడుగులు

2. జరులు

3. బ్రహ్మాంజలి

4. ముద్దుగారి యశోద

5. వినాయక కొరం

PRACTICALS

1. నాట్యోత్పత్తి

2. భరతి నాట్యం

3. శివవిష్కాది

4. సిద్ధలాళయములు

5. వింప గిరులు

6. అనుయోధా స్త్రీయములు

THEORY

A.S.D. Govt. Degree College for Women  
 Kalnada  
 Classical Dance - Theory Exam

Harika  
 B.S. MP  
 Reg. No. 183/2003



1. ಶಿಬಿರ ಅಭಿಮಾನಿ ಸಂಪ್ರದಾಯ (ಅರಿಯಿರಿ)
2. ಅನಿರೀಕ್ಷಿತ ಅಭಿಮಾನಿ ಅಥವಾ ಅಭಿಮಾನಿ (ಅರಿಯಿರಿ)
3. ಸಿರಿ ಭವನಗಳು ಅಥವಾ ಭವನಗಳು (ಅರಿಯಿರಿ)
4. ದೃಷ್ಟಿ ಭವನಗಳು ಅಥವಾ ಭವನಗಳು (ಅರಿಯಿರಿ)
5. ನಾಟ್ಯಭಕ್ತಿ ಶಿಕ್ಷಣ ಅಭಿಮಾನಿ (ಅರಿಯಿರಿ)
6. ಭಾರತೀಯ ನಾಟ್ಯ ಶಿಕ್ಷಣ (ಅರಿಯಿರಿ)
7. ನವೋದಯ ಅಥವಾ ಅಭಿಮಾನಿ (ಅರಿಯಿರಿ)
8. ಅಭಿಮಾನಿ ಅಥವಾ ಅಭಿಮಾನಿ, ಅಥವಾ ಅಭಿಮಾನಿ (ಅರಿಯಿರಿ)
9. ಸಂಸ್ಕೃತಭವನ ಅಥವಾ ಅಭಿಮಾನಿ, ಅಭಿಮಾನಿ (ಅರಿಯಿರಿ)
10. ಅಭಿಮಾನಿ, ಅಭಿಮಾನಿ ಸಂಸ್ಕೃತಭವನ (ಅರಿಯಿರಿ)
11. ಭವನಗಳ ಸಂವಹನ (ಅರಿಯಿರಿ)
12. (ಶಿಬಿರ ಅಥವಾ ಶಿಬಿರ ಅಭಿಮಾನಿ ಸಂವಹನಗಳು (ಅರಿಯಿರಿ) 2/10 = 20M
13. ಭಾರತೀಯ ಅಭಿಮಾನಿ ಅಥವಾ ಅಭಿಮಾನಿ (ಅರಿಯಿರಿ)
14. ಭಾರತೀಯ ಅಭಿಮಾನಿ ಅಥವಾ ಅಭಿಮಾನಿ (ಅರಿಯಿರಿ)
15. ಭಾರತೀಯ ಅಭಿಮಾನಿ ಅಥವಾ ಅಭಿಮಾನಿ (ಅರಿಯಿರಿ)

ಸಂವಹನಗಳು

- 34) ದೃಷ್ಟಿ ಭವನಗಳು ಅಥವಾ ಅಭಿಮಾನಿ (ಅರಿಯಿರಿ) -  
 ದೃಷ್ಟಿ ಭವನಗಳು :-  
 ಸಮ ಸಂವಹನ ಸಮ ಸಂವಹನ ಸಂವಹನ  
 ಅಭಿಮಾನಿ ಅಥವಾ ಅಭಿಮಾನಿ ಅಥವಾ ಅಭಿಮಾನಿ  
 ಅಭಿಮಾನಿ ಅಥವಾ ಅಭಿಮಾನಿ ಅಥವಾ ಅಭಿಮಾನಿ |
- ಸಂವಹನ : ಅಭಿಮಾನಿ, ಅಭಿಮಾನಿ ಅಥವಾ ಅಭಿಮಾನಿ ಅಭಿಮಾನಿ.  
 ಅಭಿಮಾನಿ : ಸಮ ಸಂವಹನ ಅಭಿಮಾನಿ, ಸಮ ಸಂವಹನ ಅಭಿಮಾನಿ.  
 ಅಭಿಮಾನಿ : (ಅಭಿಮಾನಿ ಅಭಿಮಾನಿ ಅಭಿಮಾನಿ - ಅಭಿಮಾನಿ ಅಭಿಮಾನಿ  
 ಅಭಿಮಾನಿ : ಅಭಿಮಾನಿ ಅಭಿಮಾನಿ ಅಭಿಮಾನಿ ಅಭಿಮಾನಿ ಅಭಿಮಾನಿ.  
 ಅಭಿಮಾನಿ : ಸಮ ಸಂವಹನ ಅಭಿಮಾನಿ ಅಭಿಮಾನಿ ಅಭಿಮಾನಿ ಅಭಿಮಾನಿ.

# A.S.D. GOVT. DEGREE COLLEGE FOR WOMEN

AUTONOMOUS

(Accredited with NAAC 'B' Grade)

Jagannaickpur, Kakinada - 533 002, A.P.



Cultural Committee



This is to certify that Ms. *N. Anjali*.... I.B.Sc. [H.Sc]....  
of BA/B.Com/B.Sc., I/II/III year has undergone 90-day Training in  
Classical Dance organized by Cultural Committee between  
*05.03.2022 to 05.05.2022*.....

*[Signature]*  
**Dr.D.Krishna Gayatri**  
M.A., M.Phil, Ph.D.  
Lecturer Incharge



*[Signature]*  
**Dr.V.Ananthalakshmi**  
M.Sc., M.Phil, Ph.D.  
Principal



# A.S.D. GOVT. DEGREE COLLEGE FOR WOMEN

AUTONOMOUS

(Accredited with NAAC 'B' Grade)

Jagannaickpur, Kakinada - 533 002, A.P.




Cultural Committee


Certificate



This is to certify that Ms. S. Satyakala, I BSc [MPC],  
of BA/B.Com/B.Sc., I/II/III year has undergone 90-day Training in  
Classical Dance organized by Cultural Committee between  
05.02.2022 to 05.05.2022

  
Dr. D. Krishna Gayatri  
M.A., M.Phil, Ph.D.  
Lecturer Incharge



  
Dr. V. Ananthalakshmi  
M.Sc., M.Phil, Ph.D.  
Principal

# A.S.D. GOVT. DEGREE COLLEGE FOR WOMEN

AUTONOMOUS

(Accredited with NAAC 'B' Grade)

Jagannaickpur, Kakinada - 533 002, A.P.




Cultural Committee


Certificate



This is to certify that Ms P. Lakshmi Lakshmi, I.B.Sc. [MECE]  
of BA/B.Com/B.Sc., I/II/III year has undergone 90-day Training in  
Classical Dance organized by Cultural Committee between  
05.02.2022 to 05.05.2022

  
Dr. D. Krishna Gayatri  
M.A., M.Phil., Ph.D.  
Lecturer Incharge



  
Dr. V. Ananthalakshmi  
M.Sc., M.Phil., Ph.D.  
Principal



# A.S.D. GOVT. DEGREE COLLEGE FOR WOMEN

AUTONOMOUS

(Accredited with NAAC 'B' Grade)

Jagannaickpur, Kakinada - 533 002, A.P.



Cultural Committee

Certificate



This is to certify that Ms. *Ch. Suryabhavani* II BSc [MPCU]  
of BA/B.Com/B.Sc., I/II/III year has undergone 90-day Training in  
Classical Dance organized by Cultural Committee between  
*05.02.2022 to 05.05.2022*

*[Signature]*  
Dr.D.Krishna Gayatri  
M.A., M.Phil, Ph.D.  
Lecturer Incharge



*[Signature]*  
Dr.V.Ananthalakshmi  
M.Sc., M.Phil, Ph.D.  
Principal

# A.S.D. GOVT. DEGREE COLLEGE FOR WOMEN

AUTONOMOUS

(Accredited with NAAC 'B' Grade)

Jagannaickpur, Kakinada - 533 002, A.P.



Cultural Committee

Certificate



This is to certify that Ms *P. Sreejanya* .. II B.A [T.H.P]  
of BA/B.Com/B.Sc., I/II/III year has undergone 90-day Training in  
Classical Dance organized by Cultural Committee between  
*05.02.2022 to 05.05.2022*.....

*Dr. D. Krishna Gayatri*  
M.A., M.Phil, Ph.D.  
Lecturer Incharge



*Dr. V. Ananthalakshmi*  
M.Sc., M.Phil, Ph.D.  
Principal



# A.S.D. GOVT. DEGREE COLLEGE FOR WOMEN

AUTONOMOUS

(Accredited with NAAC 'B' Grade)

Jagannaickpur, Kakinada - 533 002, A.P.




Cultural Committee

Certificate



This is to certify that Ms. K. Harshapriya ICA [HEP]  
of BA/B.Com/B.Sc., I/II/III year has undergone 90-day Training in  
Classical Dance organized by Cultural Committee between  
...06.02.2022 to 05.05.2022.....

  
Dr. D. Krishna Gayatri  
M.A., M.Phil., Ph.D.  
Lecturer Incharge



  
Dr. V. Ananthalakshmi  
M.Sc., M.Phil., Ph.D.  
Principal



# A.S.D. GOVT. DEGREE COLLEGE FOR WOMEN

AUTONOMOUS

(Accredited with NAAC 'B' Grade)

Jagannaickpur, Kakinada - 533 002, A.P.




Cultural Committee


Certificate



This is to certify that Ms. S. Arkhadevi, I.B.Sc. [MPCE],  
of BA/B.Com/B.Sc., I/II/III year has undergone 90-day Training in  
Classical Dance organized by Cultural Committee between  
05.02.2022 to 05.05.2022

  
Dr. D. Krishna Gayatri  
M.A., M.Phil., Ph.D.  
Lecturer Incharge



  
Dr. V. Ananthalakshmi  
M.Sc., M.Phil., Ph.D.  
Principal

# A.S.D. GOVT. DEGREE COLLEGE FOR WOMEN

AUTONOMOUS

(Accredited with NAAC 'B' Grade)

Jagannaickpur, Kakinada - 533 002, A.P.




Cultural Committee


Certificate



This is to certify that Ms. S. Surya Prasanna I. B.Sc. [H.Pes]  
of BA/B.Com/B.Sc., I/II/III year has undergone 90-day Training in  
**Classical Dance** organized by Cultural Committee between  
05.02.2022 to 05.05.2022.....

  
Dr. D. Krishna Gayatri  
M.A., M.Phil, Ph.D.  
Lecturer Incharge



  
Dr. V. Ananthalakshmi  
M.Sc., M.Phil, Ph.D.  
Principal



# A.S.D. GOVT. DEGREE COLLEGE FOR WOMEN

AUTONOMOUS

(Accredited with NAAC 'B' Grade)

Jagannaickpur, Kakinada - 533 002, A.P.




Cultural Committee


Certificate



This is to certify that Ms. K. Harika, I.B.Sc [MPCC]  
of BA/B.Com/B.Sc., I/II/III year has undergone 90-day Training in  
Classical Dance organized by Cultural Committee between  
05.02.2022 to 05.05.2022

  
Dr. D. Krishna Gayatri  
M.A., M.Phil, Ph.D.  
Lecturer Incharge





  
Dr. V. Ananthalakshmi  
M.Sc., M.Phil, Ph.D.  
Principal

**A.S.D.GOV.T. DEGREE COLLEGE FOR WOMEN (A),  
KAKINADA**

---

**Jawahar Knowledge Centre (JKC)  
Activity Register 2021-2022**

Date	01-03-2022 to 14-04-2022
Conducted through (DRC/JKC/ELF/NCC/NSS/ Departments etc.)	<b>Jawahar Knowledge Centre (JKC)</b>
Nature of Activity (Seminar/Workshop/Extn. Lecture etc.,)	Certificate Course
Title of the Activity	C Language & HTML
Name of the Department/Committee	<b>Jawahar Knowledge Centre (JKC)</b>
Details of Resource Persons ( Name , Designation etc.,)	Pemmadi Siva Krishna Director , SV Softech IT Solutions HR Placement and Training Kakinada East Godhavari, 533002.
No. of students participated	20
Brief Report on the activity	The Course period is from 01-03-2022 to 14-04-2022. 20 Students have been registered for this programme. Sri Pemmadi Siva Krishna acted as Resource Person. The entire Certificate Course on C-Language and HTML went in a good manner. After Completion of the course on 06.01.2022 Course End Exam has been conducted and Certificates are issued to the participants by the Principal and JKC/Course Coordinator and JKC Mentor.
Name of the Lecturers who Planned & conducted the activity	Dr.P.Sanjotha, JKC Coordinator &Lecturer in English Mr.V.Venkata Ramana, JKC Fulltime Mentor
Signature of the Dept.In-Charge/ Convener of the Committee	
Signature of the Principal	
Remarks	

To  
The Principal  
AQS Saint Joseph's College for Women (A)  
Kakkanad

Dear Madam

With reference to the certificate awarded through AQS for the Academic year  
2021-22-23.

\*\*\*

I request you kindly to give permission to our BA BSC General Certificate Course to  
Experience Skills, C Language and HONOR, for I, II and III Year students.

- BA BSC General Course  
Prof. P. Ananditha, BA-1 Coordinator @ Courses in English  
Mr. V. Vinodh Kumar as BA1 Exhibition Mentor.
- Experience Skills Course  
Dr. V. Vinodh Kumar as BA1 Exhibition Mentor.
- C Language and HONOR, Courses  
I - Guest Faculty will be from SV Technologies, Kakkanad.
- Native English  
Prof. P. Ananditha, BA-1 Coordinator @ Courses in English  
Mr. Anand, Guest Faculty will be from SVV Murthy PE Courses, Kakkanad.

**Fee Structure:** Experience Skills - 100/- per  
Native English - 100/-  
all other necessary Courses fee will be Rs. 250/-

**Duration:** BA General - 24 weeks  
Native English - 40 weeks  
C Language and HONOR - 40 DAYS  
Only 100% - 20 DAYS

Yours Sincerely

Date: -04.04.22  
Name: Kakkanad

  
Principal  
AQS

**JKC Special Batch - Certificate Course -  
C Language & HTML 01-03-2022 to 14-04-2022**

<b>S.No</b>	<b>Name of the Student</b>	<b>Class</b>	<b>Group</b>
1	P LAVANYA	BSc	MPC
2	K SANDHYA	BSc	MPC
3	D LAKSHMI KEERTHI	BSc	MPC
4	M SUBHA SREE	BSc	MPC
5	KARRI DEVI	BSc	MPC
6	Y SAINIKITHA	BSc	MPC
7	O KANAKA MAHALAKSHMI	BSc	MPC
8	B MANASA	BSc	MPC
9	PANTHADI JHANSI	BSc	MPC
10	SURADA SATYA KALA	BSc	MPC
11	M.NAVYA SRI	BSc	MPC
12	PEDIREDDY MADHURI	BSc	MPC
13	CH RUKMINI SRI	BSc	MPC
14	VELUGUBANTLA NANDINI	BSc	MPC
15	RAYUDU JYOTHI	BSc	MPC
16	MALLARDDI MANLINI	BSc	MPC
17	PANTHADI MANASA	BSc	MPC
18	GEDELA MANASA	BSc	MPCs
19	CH. CHANDRIA ANUSHA	BSc	MPCs
20	T SARITHA	BSc	MPCs

# Language Syllabus C Programming



## Fundamentals of C language:

- About C.
- Important points about C.
- Why use C.
- Applications of C.
- C Language and English Language.
- Features of C.
- C,C++ and java.

## Overview of C Language:

- History of C language.
- First program in C Hello World.
- Basic structure of C program.
- Tokens in C.
- Keywords in C.
- Identifiers in C.
- Format specifiers in C.
- Format specifiers Examples.

## Data Types in C Language:

- Introduction to data types in C.
- Int data type in C.
- Float data type in C.
- Double data type in C.
- Char data type in C.

## Variable in C Language:

- Variable introduction in C.
- Variable declaration and initialization in C.
- Variable types and scope in C.

- Local variables in C.
- Static variables in C.
- Global variables in C.
- Storage class in C.

#### Constants in C language:

- Constants in C.

#### Operators and Enums in C language:

- Introduction to operator.
- Arithmetic operators in C.
- Relational operators in C.
- Bit-wise operators in C.
- Logical operators in C.
- Assignment operators in C.
- Conditional operators in C.
- sizeof() operators in C.
- Operator precedence.

#### Decision Making of C language:

- Decision making in C introduction.
- if statement.
- if else statement.
- Nested if statement.
- if else if ladder.
- Switch case.

#### Loop control in C Language:

- Loop introduction in C.
- While Loop in C.
- Do while loop in C.
- For loop in C.

#### Control Flow in C programming:

- Break statements in C.
- Continue statements in C.



- gets statements in C.

### Array in C language:

- single dimensional array.
- Multi-Dimensional array.

### String in C:

- introduction to string.

### Function in C language:

- Function in C.
- Function calling in C.
- Return type in C.
- Call by value in C.
- User defined functions.
- Predefined functions.

### String Functions in C

- All string functions.
- strlen() function.
- strcpy() function.
- strncpy() function.
- strcmp() function.
- strcmpi() function.
- strchr() function.
- strchrnul() function.
- strcspn() function.
- strspn() function.
- strstr() function.
- strtok() function.
- strtok\_r() function.
- strxfrm() function.

### Recursion in C:

- Introduction to recursion
- Direct and indirect recursion.

### Pointers in C language:

- Pointer in C.
- Types of pointers.
- Null pointer.
- Dangling pointer.
- Void/Generic pointers.
- Wild pointer.
- Near, far and huge pointer.
- Pointer expressions and arithmetic.
- Pointer and array.
- String as pointer.
- Pointer to function.
- Call by reference in c.

### Structure in C language:

- Structure in C.
- Nested structure in C.
- Array of structures in C.
- Pointer to structure.
- Structure to function in C.
- typedef in C.
- typedef vs define in C.

### Union in C language:

- union in C.

### File input/output:

- Introduction to file.
- File operation in C.

## Dynamic Memory Allocation:

- Introduction to DMA.
- malloc() and free() function.
- realloc() and free() function.

## C preprocessor:

- Introduction and basic preprocessor

## Command line arguments

# *HTML Syllabus*

## Introduction to HTML:

- About HTML.
- Introduction to HTML.
- History of HTML.
- New features in HTML.
- First page in HTML.
- Status of HTML.
- Relation between HTML and CSS.

## Structuring web documents:

- HTML tags.
- HTML elements.
- Basic text formatting.
- Presentational elements.
- HTML phrase elements.
- HTML comments.
- HTML links.

## HTML Lists:

- List introduction.

## HTML Images:

- HTML images introduction.

## HTML Table:

- Introduction to table.
- Table elements and attributes part I.
- Table elements and attributes part II.
- Table elements and attributes part III (N attribute).

- Table elements and attributes part 1 (the <td> and <tr> element).
- Table elements and attributes part 2.
- Table caption.
- Table head, body, and foot.
- Nested table.

### HTML Forms:

- Form introduction.
- Text input controls.
- HTML buttons.
- HTML check box.
- HTML radio button.
- HTML select box or drop down box.
- Fieldset and legend in HTML forms.
- Focus and tabbing order in HTML.





- 1. Sum of 10 distinct numbers
- 2. Write a C program of a ~~program~~ loop year
- 3. Write a C program of factor number
- 4. Distinction
- 5. Write a C program of whether a Equal to
- 6. Write a C program of sum of odd
- 7. Write a C program of sum of even
- 8. Write a C program of factorial
- 9. Copy method
- 10. Arithmetic operations



```

Program:
#include <stdio.h>
main()
{
    int i, sum = 0;
    printf("Enter the value of n:");
    scanf("%d", &n);
    while (i <= n)
    {
        sum = sum + i;
        i++;
    }
    printf("Sum = %d", sum);
}

```

Output:

```

Enter the value of n:
5
Sum = 15

```



1. Introduction  
 The purpose of this study is to investigate the effectiveness of the proposed system in reducing the number of errors in the data entry process. The study is conducted in a laboratory setting with a group of 20 participants. The results of the study are presented in the following sections.



2. Methodology  
 The study was conducted in a laboratory setting with a group of 20 participants. The participants were divided into two groups: a control group and an experimental group. The control group used a standard data entry method, while the experimental group used the proposed system. The results of the study are presented in the following sections.

3. Results  
 The results of the study are presented in the following sections. The first section discusses the overall performance of the proposed system. The second section discusses the performance of the proposed system in terms of the number of errors. The third section discusses the performance of the proposed system in terms of the time taken to complete the data entry process. The fourth section discusses the performance of the proposed system in terms of the user satisfaction. The fifth section discusses the performance of the proposed system in terms of the cost of the system. The sixth section discusses the performance of the proposed system in terms of the security of the system. The seventh section discusses the performance of the proposed system in terms of the scalability of the system. The eighth section discusses the performance of the proposed system in terms of the flexibility of the system. The ninth section discusses the performance of the proposed system in terms of the reliability of the system. The tenth section discusses the performance of the proposed system in terms of the maintainability of the system.

4. Conclusion  
 The results of the study indicate that the proposed system is effective in reducing the number of errors in the data entry process. The proposed system also reduces the time taken to complete the data entry process and increases the user satisfaction. The proposed system is also cost-effective, secure, scalable, flexible, reliable, and maintainable.

Input
100
200
300
400
500

Input	Output	Time
100	100	10
200	200	20
300	300	30
400	400	40
500	500	50



# A.S.D GOVT DEGREE COLLEGE FOR WOMEN (A)

(Re-Accredited by NAAC with 'B')

RAKINADA 530012, EASTGODAVARI, ANDHRA PRADESH

## DEPARTMENT OF BOTANY & HORTICULTURE

### NOTICE

Department of Botany and Horticulture offering Certificate Course on  
Organic Farming

Duration	:	3 Months
Teaching Hours	:	60 Hours
Students Intake	:	50
Course Fee	:	Rs. 100
Eligibility	:	I year / II year U.G. students



  
**ORGANIC  
FARMING**



**Course Starts on 21.02.2022**

Interested students can enroll their names in the Department of  
Botany

# A.S.D GOVT DEGREE COLLEGE FOR WOMEN (A)

(Re-Accredited by NAAC with 'B')

KAKINADA 515002, EAST GODAVARI, ANDHRA PRADESH

## DEPARTMENT OF BOTANY

### Certificate Course on ORGANIC FARMING

Duration	:	3 Months
Teaching Hours	:	60 Hours @ 3 Hr/ Week Theory 2 Hr/ Week Practical
Students Intake	:	50
Course Fee	:	Rs. 300
Eligibility	:	I year / II year U.G students

#### Objectives:

- Department of Botany of A.S.D. Government Degree College for Women (Autonomous) Kakinada offers 60 hours Certificate Course in Organic Farming.
- To maintain environment health by reducing the level of pollution
- To reduce the cost of agricultural production and also to improve the soil health.
- To promote more usage of natural pesticides.
- To foster the right soil cultivation at the right time.
- To keep and build good soil structure and fertility.
- To Control pests, diseases and weeds naturally

#### Course outcomes:

- To introduce students to the holistic concept organic farming.
- To acquaint students with cultural crop production practices typically employed in organic farming
- The candidate will be able to examine the challenges and trends in the production of organic farm products
- The candidate will be able to Control pests, diseases and weeds naturally
- The student gains knowledge about various Organic Farming certifying agencies

#### Evaluation Process:

Assessment of candidates will be done through theoretical assignments, projects & practical examinations after completion of each module. All successful candidates will be awarded with certificates.

# A.S.D GOVT DEGREE COLLEGE FOR WOMEN (A)

(Re-Accredited by NAAC with 'B')  
KACINADA SARU, EASTHIMAYARL, AHIRERA PLADENI

## DEPARTMENT OF BOTANY & HORTICULTURE

Certificate Course on ORGANIC FARMING Syllabus

2021-2022

### UNIT : I Concept of Organic farming: (12 hrs)

- Introduction – Organic Farming, Components of Organic Farming, Principles of organic farming, types of organic farming.
- Benefits of organic farming, need for organic farming, Conventional vs Organic Farming.
- Requirements for organic farming, farm components for an organic farm
- Role of Native Cow and Earth Worms in Organic Farming.

### UNIT : II Organic Plant Nutrient Management (12 hrs)

- Organic farming systems, soil tillage, land preparation and mulching.
- Propagation-seed, planting materials and seed treatments, water management
- Green manuring, composting- principles, stages, types and factors, composting methods, Vermo composting.
- Bio-fertilizers- types, methods of application, advantages and disadvantages, standards for organic inputs- fertilizers

### UNIT : III Organic crop production practices and Certification (12 hrs)

- Plant protection- cultural, mechanical, botanical pesticides, control agents
- Organic crop production methods- vegetables- Okra, Amaranthus, Tomato.
- Weed management
- Organic Farming Certification Agencies

(2)


# A.S.D GOVT DEGREE COLLEGE FOR WOMEN (A)

(Re-Accredited by NAAC with 'B')  
KAKINADA STRAD, EAST GODAVARI, ANDHRA PRADESH

## DEPARTMENT OF BOTANY & HORTICULTURE

Certificate Course on **ORGANIC FARMING** Practical Syllabus  
**2021-2022**

1. Raising Seedlings of different Vegetable Crops in Nursery Beds.
2. Raising Seedlings of different Vegetable Crops in Pottrays.
3. Transplanting of Vegetables in Main field.
4. Growing Leafy Vegetables Organically
5. Preparation of Beejamrutham.
6. Preparation of Jeevamrutham.
7. Preparation of Neemastram.
8. Raising of Green Manure Crops
9. Deficiency symptoms of Nutrient deficiency symptoms (photographs)
10. Preparation of enriched Farm Yard Manure.



# A.S.D. GOVERNMENT DEGREE COLLEGE (W)(A), KAKINADA

Re-Accredited by NAAC with 'B' Grade in Cycle III  
(Affiliated to Adikavi Nannaya University, Rajamahendravaram)

## Certificate Course ON Organic Farming

This is to certify that Ms. K.N. Sushma Bai  
of P.B.C. (CBHT) has completed 3 months Certificate Course on Organic Farming Organized by  
the Department of Botany & Horticulture, A.S.D. Government Degree College for Women (A),  
Kakinada from 21-03-2022 to 23-05-2022.

  
MR. K. V. S. N. EDURATI  
Convener & In-charge

  
Dr. B. SULARDHANA  
Co-Convener

  
Dr. B. SIVARACHALA  
Vice-Principal

  
Dr. V. ANANTHA LAKSHMI  
Principal



# A.S.D. GOVERNMENT DEGREE COLLEGE (W)(A), KAKINADA


Re-Accredited by NAAC with 'B' Grade in Cycle III  
(Affiliated to Andhra University, Rajamahendravaram)

## Certificate Course on Organic Farming

This is to certify that Mr. T. Abhisya

of I.B.R. LAIT has completed 3 months Certificate Course on Organic Farming Organized by  
the Department of Botany & Horticulture, A.S.D. Government Degree College for Women (A)

Kakinada from 21-02-2022 to 23-05-2022.


  
DR. K.M.V.S.M. ESWARA  
Convener & In-charge

  
DR. B. SURESHKUMAR  
Co-Convener

  
M. Srinivasa  
Smt. M. SURESHKUMAR  
Vice-Principal

  
DR. V. ANANTH LAKSHMI  
Principal





# A.S.D. GOVERNMENT DEGREE COLLEGE (W)(A), KAKINADA

Re-Accredited by NAAC with 'B' Grade in Cycle III  
(Approved to Adurai Narayana University, Rajamahendravaram)

## Certificate Course on Organic Farming

This is to certify that Mr. R. Sudeep

of T. BE. COURT, has completed 3 months Certificate Course on Organic Farming Organized by  
the Department of Botany & Horticulture, A.S.D. Government Degree College for Women (A),  
Kakinada from 21-02-2022 to 23-05-2022.

  
Dr. K.V.S. REDDY  
Department In-charge

  
Dr. M. SULARAJAMMA  
Co-Coordinator

  
V. SANYALALABA  
SRI. B. SIVARAOULA  
In-charge

  
Dr. V. ANANTHA LAKSHMI  
Principal



# A.S.D. GOVERNMENT DEGREE COLLEGE (WJIA), KAKINADA

The-Accredited by NAAC with 'B' Grade in Cycle II  
(Affiliated to Acharya Nageswari University, Rajamahendravaram)

## Certificate Course on Organic Farming

This is to certify that Ms. M. Manjika

of T.B.R.(LAKH) has completed 3 months Certificate Course on Organic Farming Organised by

the Department of Botany & Horticulture, A.S.D. Government Degree College for Women (A),


Kakinada from 21-02-2022 to 23-05-2022.

  
Dr. K. V. S. N. Reddy  
Coordinator & In-charge

  
Dr. B. SULARAJAMMA  
Co-Coordinator

  
Smt. M. SOVERIDHULA  
Vice-Principal

  
Dr. V. ANANTHA LAKSHMI  
Principal



# A.S.D. GOVERNMENT DEGREE COLLEGE (W)(R), KAKINADA

Re-Accredited by NAAC with 'B' Grade in Cycle III  
(Affiliated to Acharya Nageswara University, Rajamahendravaram)

## Certificate Course on Organic Farming

This is to certify that Mr. K. Gopaswara

of 2nd COAST has completed 1 month Certificate Course on Organic Farming Organized by  
the Department of Botany & Horticulture, A.S.D. Government Degree College for Women (A),  
Kakinada from 21-02-2022 to 23-05-2022.

  
H. SRINIVASULU  
Principal

  
D. N. SRINIVASULU  
Coordinator

  
M. SRINIVASULU  
In-charge

  
D. V. ANANTHA LAKSHMI  
In-charge



# A.S.D. GOVERNMENT DEGREE COLLEGE (W)(A), KANIYANDAM

Re-Accredited by NAAC with 'B' Grade in Cycle III  
(Affiliated to Adwal University, Rajamahendravaram)

## Certificate Course

ON

## Organic Farming


This is to certify that Mr. G. Mehana

of Taluk (Lebort), has completed 3 months Certificate Course on Organic Farming Organized by the Department of Botany & Horticulture, A.S.D. Government Degree College for Women (A), Kaniyandam from 21-02-2023 to 21-05-2023.

  
Dr. H. S. S. R. E. Raman  
Governor & In-charge

  
Dr. H. S. S. R. E. Raman  
Governor

  
Dr. H. S. S. R. E. Raman  
In-charge

  
Dr. V. ANANTHA LAKSHMI  
In-charge



# A.S.D. GOVERNMENT DEGREE COLLEGE (W)(A), KAKINADA

Re-Accredited by NAAC with 'B' Grade in Cycle III  
(Approved to Adikavi Nannaya University, Rajamahendravaram)

## Certificate Course ON Organic Farming

This is to certify that Mr. T. Anusha Jyothi


of T.BAC (CBIC) has completed 1 month Certificate Course on Organic Farming Organized by  
the Department of Botany & Horticulture, A.S.D. Government Degree College for Women (A),  
Kakinada from 21-02-2022 to 21-05-2022.

  
Dr. K. V. S. R. KRISHNA  
Coordinator

  
Dr. B. SRINIVASULU  
Co-Coordinator

  
H. SRINIVASULU  
In-charge

  
Dr. V. ANANTHA LAKSHMI  
Principal




# A.S.D. GOVERNMENT DEGREE COLLEGE (WU)A, KAKINADA


Re-Accredited by NAAC with 'B' Grade in Cycle III  
(Approved by Andhra State University, Rajamahendravaram)


## Certificate Course on Organic Farming

This is to certify that Mr. T. Abhis  
of T.Bo. (LEBET) has completed 3 months Certificate Course on Organic Farming Organized by  
the Department of Botany & Horticulture, A.S.D. Government Degree College for Women (A),  
Kakinada from 21-02-2022 to 23-05-2022.

  
MR. K.V.S.N. ESWARI  
Convener & In-charge

  
DR. H. SITA ANSHULA  
Co-Convener

  
M. Suresubala  
Srn. M. SURVEILLANCE  
In-charge

  
DR. V. ANANTHA LAKSHMI  
Principal



# A.S.D. GOVERNMENT DEGREE COLLEGE (W)(A), KAKINADA

Re-Accredited by NAAC with 'B' Grade in Cycle II  
(Approved to Andhra University, Rajamahendravaram)

## Certificate Course

on

## Organic Farming

This is to certify that Mr. G. Haida

of T. Raju (Sardar) has completed 3 months Certificate Course on Organic Farming Organized by

the Department of Hominy & Horticulture, A.S.D. Government Degree College for Women (A),

Kakinada from 21-02-2022 to 23-05-2022.


  
Dr. H. S. J.  
Coordinator & Inspector

  
Dr. H. S. J.  
Co-Coordinator

  
H. S. J.  
Dr. H. S. J.  
Coordinator

  
Dr. H. S. J.  
Dr. H. S. J.  
Principal





**A.S.D. GOVERNMENT DEGREE COLLEGE (M) (A), KAKINADA**

Re-Accredited by NAAC with 'B' Grade in Cycle III  
(Affiliated to Andhra University, Rajamahendravaram)

**Certificate Course  
on  
Organic Farming**

This is to certify that Mr. B. Sanyal

of T.B.C.E. (A), has completed 3 months Certificate Course on Organic Farming Organized by  
the Department of Botany & Horticulture, A.S.D. Government Degree College for Women (A),


Kakinada from 21-02-2022 to 21-05-2022.

*K. Sanyal*  
The Principal  
Coordinator & In-charge

*H. Sanyal*  
Dr. H. Sanyal  
Department

*H. Sanyal*  
Dr. H. Sanyal  
Department

*V. Sanyal*  
Dr. V. Sanyal  
Principal



**A.S.D. GOVERNMENT DEGREE COLLEGE (WVA), KAKINADA**

Re-Accredited by NAAC with 'B' Grade in Cycle III  
(Affiliated to Acharya Nandya University, Rajamahendravaram)

**Certificate Course**

011

**Organic Farming**

This is to certify that Mr. G. Pallabha

of LRSC (CBIC) has completed 1 month Certificate Course on Organic Farming Organized by  
the Department of Dairy & Horticulture, A.S.D. Government Degree College for Women (A),  
Kakinada from 21-02-2022 to 23-05-2022.

Dr. K. V. S. JAGAN  
Deputy Director

Dr. M. S. LAKSHMI  
Co-Director

H. Suresh Babu  
Sr. H. Supervisor  
Horticulture

Dr. T. ANURAG LAKSHMI  
Faculty



# A.S.D. GOVERNMENT DEGREE COLLEGE (W)(A), KAKINADA

Re-Accredited by NAAC with 'B' Grade in Cycle III  
(Affiliated to Andhra University, Rajamahendravaram)

## Certificate Course

on

## Organic Farming

This is to certify that Mr. M. Geetha

of I.B.Sc. (Agri), has completed 3 months Certificate Course on *Organic Farming* organized by the Department of Botany & Horticulture, A.S.D. Government Degree College for Women (A), Kakinada from 21-02-2022 to 23-05-2022.

  
DR. K.V.S.R. SRINANI  
Convener & In-charge

  
DR. H. RAJASUDHAKAR  
Co-Convener

  
M. SUMANAKALA  
Smt. H. SIVARANI  
Vice-Principals

  
DR. V. ANANDHADEVI  
Principal



# A.S.D. GOVERNMENT DEGREE COLLEGE (WJVA), KAKINADA

Re-Accredited by NAAC with 'B' Grade in Cycle III  
(Affiliated to Adikavi Nannaya University, Rajamahendravaram)

## Certificate Course

on

## Organic Farming

This is to certify that Mr. P. Vasudevarao

of T. Sri Lakshmi has completed 1 month Certificate Course on Organic Farming Organized by  
the Department of Botany & Horticulture, A.S.D. Government Degree College for Women (A),


Kakinada from 21-02-2022 to 23-05-2022.

  
P. Vasudevarao  
Coordinator & In-charge

  
Dr. H. Sankar Das  
Co-ordinator

  
K. Suresh Babu  
Dept. of Botany & Horticulture  
Head-Department

  
Dr. V. Lakshmi Varshini  
Principal



**A.S.D. GOVERNMENT DEGREE COLLEGE (W)(A), KAKINADA**

Re-Accredited by NAAC with 'B' Grade in Cycle III  
(Approved by Andhra University, Rajamahendravaram)


**Certificate Course  
on  
Organic Farming**

This is to certify that Mr. V. Venkatesh

of 2 BSC (ENTR) has completed 3 months Certificate Course on Organic Farming Organized by  
the Department of Botany & Horticulture, A.S.D. Government Degree College for Women U.A.,  
Kakinada from 21-02-2022 to 21-05-2022.

  
Dr. R. N. V. S. M. BHASKAR  
Coordinator & In-charge

  
Dr. M. SANKARSHAM  
Co-ordinator

  
V. SUMANTH REDDY  
In-charge

  
Dr. V. ANITHA LAKSHMI  
In-charge



# A.S.D. GOVERNMENT DEGREE COLLEGE (W)(A), KAKINADA

Re-Accredited by NAAC with 'B' Grade in Cycle III  
(Approved to Andhra University, Rajamahendravaram)

## Certificate Course

on

## Organic Farming

This is to certify that Mr. D. Bhavani

of 2/26C (2/26T) has completed 3 months Certificate Course on Organic Farming Organized by

the Department of Botany & Horticulture, A.S.D. Government Degree College for Women (A)

Kakinada from 21-02-2022 to 21-05-2022.

  
DR. B. SANKAR  
Coordinator & In-charge

  
DR. B. SANKAR  
Co-Coordinator

  
SRI. H. SRINIVASULU  
Vice-Principal

  
DR. V. ANANTHA LAKSHMI  
Principal



# A.S.D. GOVERNMENT DEGREE COLLEGE (WJ)A, KAKINADA

Re-Accredited by NAAC with 'B' Grade in Cycle III  
(Approved to Andhra University, Rajamahendravaram)

## Certificate Course on Organic Farming


This is to certify that Mr. R. Anusudha Rao

of 2 BSE (CAER), has completed 3 months Certificate Course on Organic Farming Organized by

the Department of Botany & Horticulture, A.S.D. Government Degree College for Women (A),


Kakinada from 21-02-2022 to 23-05-2022.

  
DR. M. SRINIVASULU  
Coordinator

  
DR. M. SRINIVASULU  
Co-Coordinator

  
DR. M. SRINIVASULU  
In-charge

  
DR. V. ANANTHA LAKSHMI  
Principal



# A.S.D. GOVERNMENT DEGREE COLLEGE (W)(A), KAKINADA

Re-Accredited by NAAC with 'B' Grade in Cycle III  
(Affiliated to Adurai Narayana University, Rajamahendravaram)

## Certificate Course

on

## Organic Farming


This is to certify that Mr. A. Harika

of T.B.S. (CAIR), has completed 1 month Certificate Course on Organic Farming Organized by the Department of Botany & Horticulture, A.S.D. Government Degree College for Women (A), Kakinada from 21-02-2022 to 23-03-2022.


  
DR. K. ANAND KUMAR  
Coordinator & In-charge

  
DR. B. SUBRAHMANYA  
Co-Coordinator

  
SMT. B. SUMANTHALA  
In-charge

  
DR. V. ANANTHA LAKSHMI  
Principal





# A.S.D. GOVERNMENT DEGREE COLLEGE (W)(A), KAKINADA

Re-Accredited by NAAC with 'B' Grade in Cycle III  
(Affiliated to Acharya Nageswara University, Rajamahendravaram)

## Certificate Course on Organic Farming

This is to certify that Mr. K. Padmal

of D. Rex (AART) has completed 3 months Certificate Course on Organic Farming Organized by

the Department of Botany & Horticulture, A.S.D. Government Degree College for Women (A),

Kakinada from 21-02-2022 to 23-05-2022.

  
DR. B. V. S. N. CHIRANJIVI  
Coordinator & In-charge

  
DR. B. SANKARSHANA  
Co-Coordinator

  
M. SANKARSHALA  
In-charge

  
V. N. LAKSHMI  
In-charge



# A.S.D. GOVERNMENT DEGREE COLLEGE (W)(A), KAKINADA

The Authorized by MAAC with 'B' Grade in Cycle III  
(Affiliated to Acharya Nageswara University, Rajamahendravaram)

## Certificate Course

on

## Organic Farming

This is to certify that Mr. P. Kavitha Rajgani

of U. B. C. (EAST) has completed 3 months Certificate Course on Organic Farming Organized by

the Department of Botany & Horticulture, A.S.D. Government Degree College for Women (A),


Kakinada from 21-02-2022 to 23-05-2022.

Dr. K. V. S. N. Esriji  
Coordinator & In-charge

Dr. M. Suresh Babu  
Co-Coordinator

M. Suman Lakshmi  
Dr. K. Suresh Babu  
In-charge

V. Anitha Lakshmi  
Dr. V. Anitha Lakshmi  
In-charge



# A.S.D. GOVERNMENT DEGREE COLLEGE (WJ)(A), KAKINADA

The Accredited by NAAC with 'B' Grade in Cycle II  
(Affiliated to Acharya Nageswara University, Rajamahendravaram)

## Certificate Course

011

## Organic Farming

This is to certify that Mr. A. Tharal

of ILBS (CBET) has completed 3 months Certificate Course on Organic Farming Organized by  
the Department of Botany & Horticulture, A.S.D. Government Degree College for Women (A),  
Kakinada from 21-02-2022 to 23-05-2022.

  
Dr. K. V. S. Reddy  
Coordinator & In-charge

  
Dr. M. Sridhar  
De-Coordinator

  
M. Suresh Babu  
Dept. of Botany & Horticulture  
Head of Institute

  
Dr. V. Anantha Lakshmi  
Principal



# A.S.D. GOVERNMENT DEGREE COLLEGE (W)(A), KARKINADA

Re-Accredited by NAAC with 'B' Grade in Cycle II  
(Affiliated to Adurai Nannaya University, Rajahmundry)

## Certificate Course on Organic Farming

This is to certify that Mr. M. Suresh

of M. Ve. Chaitanya has completed 3 months Certificate Course on Organic Farming Organized by  
the Department of Botany & Horticulture, A.S.D. Government Degree College for Women (A),  
Karkinada from 21-02-2022 to 21-05-2022.

  
Dr. M. V. S. KRISHNA  
Convener & In-charge

  
Dr. M. SRINIVASULU  
Co-Convener

  
M. Suresh Babu  
In-charge

  
Dr. V. ANANTHA LAKSHMI  
Principal



# A.S.D. GOVERNMENT DEGREE COLLEGE (W)(A), KAKINADA

Re-Accredited by NAAC with 'B' Grade in Cycle III  
(Affiliated to Andhra University, Rajamahendravaram)

## Certificate Course

on

## Organic Farming

This is to certify that Mr. Y. Manida

of 2 Bc (Court) has completed 1 month Certificate Course on Organic Farming Organized by

the Department of Bioreg & Horticulture, A.S.D. Government Degree College for Women (A),


Kakinada from 21-01-2022 to 23-05-2022.

  
Dr. K. VENKATESH  
Coordinator & In-charge

  
Dr. H. RAJESH  
In-charge

  
Dr. S. SURESH  
In-charge

  
Dr. V. ANAND  
In-charge



# A.S.D. GOVERNMENT DEGREE COLLEGE (WVA), KAKINADA

Re-Accredited by NAAC with 'B' Grade in Cycle III  
(Initiated by Andhra University, Rajamahendravaram)

## Certificate Course

ON

## Organic Farming

This is to certify that Mr. M. Ranga Jay

of B.Sc (Agri) has completed 3 months Certificate Course on Organic Farming Organized by

the Department of Biology & Horticulture, A.S.D. Government Degree College for Women (A),

Kakinada from 21-02-2022 to 23-05-2022.

  
Dr. K.V.S.R. Esq. Reddy  
Convener & In-charge

  
Dr. B. Suresh Babu  
Co-Convener

  
N. Suresh Babu  
Sd/- N. Suresh Babu  
In-charge

  
Dr. V. Anantha Lakshmi  
Principal



# A.S.D. GOVERNMENT DEGREE COLLEGE (W)(R), KAKINADA

Re-Accredited by NAAC with 'B' Grade in Cycle III  
(Approved to Adikal Narmya University, Rajamahendravaram)

## Certificate Course on Organic Farming


This is to certify that Ms. R. Redepya

of 2 BSE (CBSE) has completed 3 months Certificate Course on Organic Farming Organized by

the Department of Botany & Horticulture, A.S.D. Government Degree College for Women (A),


Kakinada from 21-02-2022 to 23-05-2022.

  
M. N. V. R. REDDY  
Convener & In-charge

  
M. S. S. SRINIVASULU  
Coordinator

  
SMT. B. SRINIVASULU  
Vice-Principal

  
M. V. ANANDITHA LAKSHMI  
Principal



# A.S.D. GOVERNMENT DEGREE COLLEGE (W)(A), KAKINADA

Re-Accredited by UAC with 'B' Grade in Cycle III  
(Approved to award Honors University, Rajamahendravaram)

## Certificate Course on Organic Farming

This is to certify that Mr. M. Karthika

of B. V. LEAND, has completed 3 months Certificate Course on Organic Farming Organized by  
the Department of Botany & Horticulture, A.S.D. Government Degree College for Women (A),

Kakinada from 21-03-2022 to 23-05-2022.

  
Dr. K.V.S.R. SARVESH  
Coordinator & In-charge

  
Dr. H. SRINIVASULA  
Co-Coordinator

  
M. SUMANASULA  
Senior In-charge

  
Dr. N. ANANDH LAKSHMI  
Principal





# A.S.D. GOVERNMENT DEGREE COLLEGE (W)(A), KAKINADA

Re-Accredited by NAAC with 'B' Grade in Cycle III  
(Affiliated to Andhra University, Rajamahendravaram)


## Certificate Course on Organic Farming

This is to certify that Mr. P. Moha Gayathri

of THE CAHRT has completed 1 month Certificate Course on Organic Farming Organized by


the Department of Botany & Horticulture, A.S.D. Government Degree College for Women (A),


Kakinada from 21-03-2022 to 21-05-2022.

  
Dr. K. VENKATESH  
Coordinator & In-charge

  
Dr. M. SUBASHINI  
Co-Coordinator

  
H. SRINIVASULU  
Head of Institution

  
Dr. V. SUSHRITHA LAKSHMI  
Principal



# A.S.D. GOVERNMENT DEGREE COLLEGE (W)(A), KAKINADA

Re-Accredited by NAAC with 'B' Grade in Cycle III  
(Approved to Andhra University, Rajamahendravaram)

## Certificate Course on Organic Farming

This is to certify that Mr. Z. Ravenna


of Z. B. (B.A.B.T.) has completed 3 months Certificate Course on Organic Farming Organized by  
the Department of Botany & Horticulture, A.S.D. Government Degree College for Women (A),  
Kakinada from 21-02-2022 to 23-05-2022.

  
U. K. V. S. RAVI  
Coordinator & In-charge

  
DR. M. SURESH BABU  
Co-Coordinator

  
DR. B. SRINIVASULU  
Vice-Principal

  
DR. V. ANANTHA LAKSHMI  
Principal



# A.S.D. GOVERNMENT DEGREE COLLEGE (W)(A), KAKINADA

Re-Accredited by MAAC with 'B' Grade in Cycle III  
(Affiliated to Adalat Women's University, Rajamahendravaram)

## Certificate Course

on

## Organic Farming

This is to certify that Mr. G. Meetha Reddy

of U. Sec. College has completed 3 months Certificate Course on Organic Farming Organized by

the Department of History & Horticulture, A.S.D. Government Degree College for Women (A)

Kakinada from 21-03-2022 to 23-05-2022.

  
K.N.V.SRI LAKSHMI  
Coordinator & In-charge

  
DR. B. SURESH BABU  
Co-Coordinator

  
H. SUMANTHALA  
Head-Department

  
Y. A.P. DEVI  
DR. Y. RAJASREE LAKSHMI  
Principal



# A.S.D. GOVERNMENT DEGREE COLLEGE (WJIA), KAKINADA

Re-Approved by MAAC with 'B' Grade in Cycle III  
(Approved to Andhra University, Rajamahendravaram)

## Certificate Course on Organic Farming

This is to certify that Mr. CH. MADU

of 2 A/c (East) has completed 3 months Certificate Course on Organic Farming Organized by

The Department of Botany & Horticulture, A.S.D. Government Degree College for Women (A),


Kakinada from 21-03-2022 to 23-05-2022.

  
Ms. K. V. S. N. LAKSHMI  
Convener & In-charge

  
Dr. B. SRINIVASULU  
Co-Convener

  
H. Srinivasulu  
Sr. In-charge

  
M. LAKSHMI  
Principal



# A.S.D. GOVERNMENT DEGREE COLLEGE (W)(A), KAKINADA

Re-Accredited by NAAC with 'B' Grade in Cycle III  
(Approved to Andhra University, Rajamahendravaram)

## Certificate Course on Organic Farming

This is to certify that Mr. M. Gudu

of R.R.C. (E.A.R.) has completed 3 months Certificate Course on Organic Farming Organized by

the Department of Botany & Horticulture, A.S.D. Government Degree College for Women (A)


Kakinada from 21-02-2022 to 23-05-2022.

  
DR. K. V. SRINIVAS  
Coordinator & In-charge

  
DR. H. SRINIVASULU  
Co-Coordinator

  
DR. H. SRINIVASULU  
In-charge

  
DR. V. ANITHA LAKSHMI  
In-charge



**A.S.D. GOVERNMENT DEGREE COLLEGE (W)(A), KAKINADA**

Recognized by MAAC with 'B' Grade in Cycle II  
(Affiliated to Adikavi Nannaya University, Rajamahendravaram)

**Certificate Course**

on

**Organic Farming**

This is to certify that Ms. B. Shiva Venkata Lakshmi

of Buse School has completed 3 months Certificate Course on Organic Farming Organized by  
the Department of Botany & Horticulture, A.S.D. Government Degree College for Women (A),

Kakinada from 21-02-2022 to 23-05-2022.

  
The Director of Studies  
Governor's College

  
Dr. B. Srinivasan  
Head of Department

  
Ms. S. Srinivasulu  
Head of Institution

  
Dr. V. Sarathini Lakshmi  
Head of Institution



# A.S.D. GOVERNMENT DEGREE COLLEGE (WJRA), KAKINADA

The Accredited by NAAC with 'B' Grade in Cycle III  
(Approved to Andhra University, Rajamahendravaram)

## Certificate Course

on

## Organic Farming

This is to certify that Mr. K. Rajuwal


of D. Bickaraj has completed 3 months Certificate Course on Organic Farming Organized by  
the Department of Biology & Horticulture, A.S.D. Government Degree College for Women (A),  
Kakinada from 21-02-2022 to 23-05-2022.

  
Dr. R. S. SRINIVAS  
Coordinator & In-charge

  
Dr. B. SUBRAHMANYA  
Co-Coordinator

  
Mr. Subramanian  
Sri. B. SUBRAMANIAM  
In-charge

  
Dr. V. ANANTHA LAKSHMI  
Principal



# A.S.D. GOVERNMENT DEGREE COLLEGE (W)(A), KAKINADA

As Accredited by NAAC with 'B' Grade in Cycle III  
(Affiliated to Andhra University, Rajamahendravaram)

## Certificate Course

on

## Organic Farming

This is to certify that Mr. T. Rama Lakshmi

of II BIL (CAA) has completed 3 months Certificate Course on Organic Farming Organized by  
the Department of Roway & Horticulture, A.S.D. Government Degree College for Women (A),  
Kakinada from 21-02-2022 to 21-05-2022.


  
DR. K. V. S. LAKSHMI  
Coordinator & Teacher

  
DR. B. SUBRAHMANYA  
Co-Coordinator

  
H. SUBBARATNA  
Asst. B. SUPERVISOR  
and Principal

  
DR. V. ANURUPA LAKSHMI  
Principal





# A.S.D. GOVERNMENT DEGREE COLLEGE (WJIA), KAKINADA

Re-Accredited by NAAC with 'B' Grade in Cycle II  
(Approved to Acharya Nageswara University, Rajamahendravaram)

## Certificate Course on Organic Farming

This is to certify that Mr. Y. Praveetha

of ITR (CoA) has completed 3 months Certificate Course on Organic Farming Organized by  
the Department of Botany & Horticulture, A.S.D. Government Degree College for Women (A),


Kakinada from 21-02-2022 to 23-05-2022.

  
Dr. B. V. S. SRINIVAS  
Coordinator & In-charge

  
Dr. B. SURESHBABU  
Coordinator

  
H. Sureshbabu  
In-charge of SPM/CHALLA  
Workshop

  
Dr. V. MANJULA LAKSHMI  
In-charge



# A.S.D. GOVERNMENT DEGREE COLLEGE (W)(R), KAKINADA


Re-Accredited by NAAC with 'B' Grade in Cycle III  
(Approved to Admit Students to University, Rajamahendravaram)


## Certificate Course on Organic Farming

This is to certify that Mr. P. Kavaya Vasudha

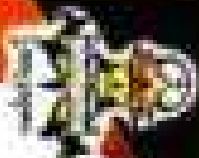
of P. Bse (C&A) has completed 3 months Certificate Course on Organic Farming Organized by  
the Department of Botany & Horticulture, A.S.D. Government Degree College for Women (A),  
Kakinada from 21-02-2022 to 23-05-2022.

  
The Director, A.S.D. Govt. Women's Degree College & Hospital

  
Dr. N. Srinivasulu  
De-Principal

  
V. Srinivasulu  
Dr. N. Srinivasulu  
De-Principal

  
D. V. Anantha Lakshmi  
Principal




# A.S.D. GOVERNMENT DEGREE COLLEGE (M)(A), KAKINADA


Re-Accredited by NAAC with 'B' Grade in Cycle III  
(Affiliated to Adikavi Nannaya University, Rajamahendravaram)


## Certificate Course on Organic Farming

This is to certify that Mr. P. Aparna

of U. B.S.C.(B2) has completed 3 months Certificate Course on Organic Farming Organized by  
the Department of Botany & Horticulture, A.S.D. Government Degree College for Women (A),  
Kakinada from 21-02-2022 to 21-05-2022.

  
Dr. K.N.V.S.R. Kesava Murthy  
Coordinator & In-charge

  
Dr. B. SURALAKSHMI  
Co-Coordinator

  
H. Sivarajulu  
Sr. B. Sivarajulu  
Head-Principal

  
Dr. V. ANANTHA LAKSHMI  
Principal



# A.S.D. GOVERNMENT DEGREE COLLEGE (W)(A), KAKINADA

Re-Accredited by MAAC with 'B' Grade in Cycle III  
(Affiliated to Andhra University, Rajamahendravaram)

## Certificate Course

on

## Organic Farming

This is to certify that Ms. V. Anjali

of TR. Bse (CAE) has completed 3 months Certificate Course on Organic Farming Organized by

the Department of Biocary & Horticulture, A.S.D. Government Degree College for Women (A),

Kakinada from 21-02-2022 to 21-05-2022.

  
DR. R. S. LAKSHMI  
Convener & In-charge

  
DR. B. S. LAKSHMI  
Co-Convener

  
DR. M. S. LAKSHMI  
Vice-Convener

  
DR. V. LAKSHMI  
Principal



# A.S.D. GOVERNMENT DEGREE COLLEGE (WVA), KAKINADA

Re-Accredited by NAAC with 'B' Grade in Cycle III  
(Approved by Andhra State University, Rajamahendravaram)


## Certificate Course on Organic Farming

This is to certify that Mr. Ch. Sanku Siva


of II Bsc (CAU) has completed 3 months Certificate Course on Organic Farming Organized by  
the Department of Botany & Horticulture, A.S.D. Government Degree College for Women (A),


Kakinada from 21-02-2022 to 21-05-2022.

  
Dr. K.V.S.R. Eswara  
Coordinator & In-charge

  
Dr. M. SULARSHINI  
Co-Coordinator

  
M. Sivarajalakshmi  
Dr. M. SUNDHARA  
Vice-Principal

  
Dr. V. ANITHA LAKSHMI  
Principal



# A.S.D. GOVERNMENT DEGREE COLLEGE (W)(A), KAKINADA

The Accredited by NAAC with 'B' Grade in Cycle III  
(Affiliated to Acharya Nandya University, Rajamahendravaram)

## Certificate Course on Organic Farming

This is to certify that Mr. P. Mohana

of [2nd Year] has completed 3 months Certificate Course on Organic Farming Organized by

the Department of Botany & Horticulture, A.S.D. Government Degree College for Women (A),


Kakinada from 21-03-2022 to 23-05-2022.

  
Dr. K.V.SAI REDDY  
Coordinator & In-charge

  
Dr. M. SURESH BABU  
Co-ordinator

  
SRI M. SURESH BABU  
Vice-Principal

  
Dr. V. ANANTHA LAKSHMI  
Principal



# A.S.D. GOVERNMENT DEGREE COLLEGE (W)(R), KAKINADA

Re-Accredited by NAAC with 'B' Grade in Cycle III  
(Approved to Adasai Narayana University, Palanahandraswami)

## Certificate Course on Organic Farming

This is to certify that Mr. P. Manasa

of TLWE [CAE] has completed 3 months Certificate Course on Organic Farming Organized by  
the Department of Botany & Horticulture, A.S.D. Government Degree College for Women (A),  
Kakinada from 21-02-2022 to 24-05-2022.

  
DR. K.N.V. SRINIVASAN  
Convener & In-charge

  
DR. B. SRI ANANDULA  
Co-Convener

  
H. SRINIVASULA  
Sri. G. Srinivasula  
Vice-Principal

  
DR. V. ANANTHA LAKSHMI  
Principal



# A.S.D. GOVERNMENT DEGREE COLLEGE (W)(A), KAKINADA

Re-Accredited by MAAC with 'B' Grade in Cycle III  
(Affiliated to Andhra University, Rajamahendravaram)

## Certificate Course on Organic Farming

This is to certify that Ms. N. Adva

of P. Sak. (KAP) has completed 3 months Certificate Course on Organic Farming Organized by  
the Department of Botany & Horticulture, A.S.D. Government Degree College for Women (A),  
Kakinada from 21-02-2022 to 23-05-2022.

  
Dr. K. V. S. Lakshmi  
Coordinator & In-charge

  
Dr. M. Suresh Babu  
Dr-Coordinator

  
Mr. Suresh Babu  
Deputy Director

  
Dr. V. Anantha Lakshmi  
Principal





# A.S.D. GOVERNMENT DEGREE COLLEGE (W)(A), KAKINADA

As Approved by NAAC with 'B' Grade in Cycle II  
(Affiliated to Andhra University, Rajamahendravaram)

## Certificate Course

on

## Organic Farming

This is to certify that Mr. Gr. Sandhya Redi

of [Redacted] has completed 3 months Certificate Course on Organic Farming Organized by

the Department of Botany & Horticulture, A.S.D. Government Degree College for Women (A),


Kakinada from 21-02-2022 to 23-05-2022.

  
Dr. N. VENKATESH  
Coordinator

  
Dr. H. SARAVATHI  
Co-Coordinator

  
Dr. H. SARAVATHI  
Vice-Principal

  
Dr. V. ANANTHA LAKSHMI  
Principal



# A.S.D. GOVERNMENT DEGREE COLLEGE (WUVA), KAKINADA

Re-Accredited by NAAC with 'B' Grade in Cycle III  
(Announced in Advertisements University, Rajamahendravaram)

## Certificate Course

on

## Organic Farming

This is to certify that Mr. M. Keerthi


of U. Mac (Learn's) has completed 1 month Certificate Course on Organic Farming Organized by the Department of Botany & Horticulture, A.S.D. Government Degree College for Women (A), Kakinada from 11-03-2022 to 13-05-2022.

*K. Narayana*  
Dr. K. V. S. R. Prasad  
Coordinator & Incharge

*M. S. S. S.*  
Dr. H. S. S. S. S. S.  
Co-Coordinator

*M. S. S. S. S.*  
Dr. H. S. S. S. S. S.  
In-charge

*V. S. S. S. S.*  
Dr. V. S. S. S. S. S.  
Incharge



# A.S.D. GOVERNMENT DEGREE COLLEGE (W)(A), KAKINADA

Re-Accredited by NAAC with 'B' Grade in Cycle III  
(Affiliated to Andhra University, Rajamahendravaram)

## Certificate Course

on

## Organic Farming

This is to certify that Mr. Sd. Phyllis


of Uase (Lapad) has completed 3 months Certificate Course on Organic Farming Organized by the Department of Botany & Horticulture, A.S.D. Government Degree College for Women (A), Kakinada from 21-03-2022 to 21-05-2022.

*[Signature]*  
DR. K. V. S. REDDI  
Coordinator

*[Signature]*  
DR. H. SURESHWARA  
Co-Coordinator

*[Signature]*  
DR. H. SURESHWARA  
Head of Department

*[Signature]*  
DR. V. BHARATHI LAKSHMI  
Principal



# A.S.D. GOVERNMENT DEGREE COLLEGE (W)(A), KAKINADA

The-licensed by MAAC with 'B' Grade in Cycle II  
(Affiliated to Andhra University, Rajamahendravaram)

## Certificate Course

on

## Organic Farming

This is to certify that Mr. Ch. Chaitanya

of R. Raj (Care), has completed 3 months Certificate Course on Organic Farming Organized by

the Department of Botany & Horticulture, A.S.D. Government Degree College for Women (A),

Kakinada from 21-02-2022 to 21-05-2022.

  
M. SANKAR  
Coordinator

  
DR. B. SUBBARAO  
Co-Coordinator

  
K. SUMANTHALA  
Syll. In-charge

  
DR. V. ANANTHA LAKSHMI  
In-charge



# A.S.D. GOVERNMENT DEGREE COLLEGE (WJIA), KAKINADA

Re-Accredited by NAAC with 'B' Grade in Cycle III  
(Approved to Andhra University, Rajamahendravaram)

## Certificate Course on Organic Farming

This is to certify that Mr. B. Satya

of U. Jeelemane has completed 3 months Certificate Course on Organic Farming Organized by  
the Department of Botany & Horticulture, A.S.D. Government Degree College for Women (WJIA)  
Kakinada from 21-02-2022 to 21-05-2022.

  
Dr. B. V. SRINIVASAN  
Coordinator Faculty

  
Dr. B. SANKARANARAYANAN  
Co-Director

  
M. SRINIVASULU  
Head of Department  
Horticulture

  
Dr. V. ANANTHA LAKSHMI  
Principal



# A.S.D. GOVERNMENT DEGREE COLLEGE (WIIIA), KACHINUNDA

Re-Accredited by NAAC with 'B' Grade in Cycle II  
(Affiliated to Acharya Narendra Dwarika University, Rajnagar, Hyderabad)

## Certificate Course

011

## Organic Farming

This is to certify that Mr. V. Sathya Praga dhanini

of R. No. [C-01] has completed 3 months Certificate Course on Organic Farming Organized by


the Department of Botany & Horticulture, A.S.D. Government Degree College for Women (AI,


Kachinunda from 21-02-2022 to 23-05-2022.

  
Dr. R. SURESH BABU  
Convener & In-charge

  
Dr. R. SURESH BABU  
Dr. Convener

  
H. SURESH BABU  
Vice Principal

  
Dr. V. ANANTHA LAKSHMI  
Principal



# A.S.D. GOVERNMENT DEGREE COLLEGE (W)(A), KAKINADA

Re-Accredited by NAAC with 'B' Grade in Cycle III  
(Approved to Andhra State University, Rajamahendravaram)

## Certificate Course on Organic Farming

This is to certify that Mr. P. Sreelakshmi

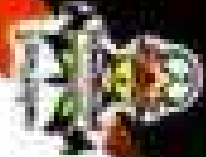
of U.S.R. (LAKHMI) has completed 3 months Certificate Course on Organic Farming Organized by  
the Department of Botany & Horticulture, A.S.D. Government Degree College for Women (A),  
Kakinada from 21-02-2022 to 23-05-2022.

  
DR. K.V.S.R. ESWARI  
Convener & In-charge

  
DR. U. SURESH KUMAR  
Co-Convener

  
H. SURESH BABU  
SAR. U. SURESH BABU  
Vice-Principal

  
DR. V. ANANTHA LAKSHMI  
Principal



# A.S.D. GOVERNMENT DEGREE COLLEGE (WJ(A), KAKINADA

Re-Accredited by NAAC with 'B' Grade in Cycle III  
(Approved by Andhra University, Rajamahendravaram)


## Certificate Course on Organic Farming

This is to certify that Mr. S. Devi

of D. B. (LBA) has completed 3 months Certificate Course on Organic Farming Organized by

the Department of Botany & Horticulture, A.S.D. Government Degree College for Women (A),

Kakinada from 21-02-2022 to 21-05-2022.


  
M. KAVITHA  
Coordinator

  
DR. M. SURESH BABU  
Co-Coordinator

  
M. SURESH BABU  
Sd/- M. SURESH BABU  
In-Charge

  
DR. V. ANANTHA LAKSHMI  
Principal





# A.S.D. GOVERNMENT DEGREE COLLEGE (M.D.A), KAKINADA

Re-Accredited by NAAC with 'B' Grade in Cycle III  
(Approved to Andhra University, Rajamahendravaram)

## Certificate Course on Organic Farming


This is to certify that Mr. M. Basappa

of T. M. (E.P.) has completed 1 month Certificate Course on Organic Farming Organized by  
the Department of Botany & Horticulture, A.S.D. Government Degree College for Women (A),  
Kakinada from 21-03-2022 to 21-04-2022.

  
DR. K. V. S. DHANU  
Coordinator & In-charge

  
DR. M. SUBASHAMMA  
Co-Coordinator



  
H. SUMAN LAKSHMI  
SMT. H. SUBASHAMMA  
Vice-Principal

  
V. ANURADHA  
DR. V. ANURADHA VARDHANI  
Principal

**A.S.D.GOV.T. DEGREE COLLEGE FOR WOMEN (A),  
KAKINADA**

---

**Jawahar Knowledge Centre (JKC)  
Activity Register 2021-2022**

Date	01-03-2022 to 14-04-2022
Conducted through (DRC/JKC/ELF/NCC/NSS/ Departments etc.)	<b>Jawahar Knowledge Centre (JKC)</b>
Nature of Activity (Seminar/Workshop/Extn. Lecture etc.,)	Certificate Course
Title of the Activity	English Typing Skills
Name of the Department/Committee	<b>Jawahar Knowledge Centre (JKC)</b>
Details of Resource Persons ( Name , Designation etc.,)	Kum.M.Sujatha Instructor SVTyping Institute Kakinada East Godavari, 533002.
No. of students participated	40
Brief Report on the activity	The Course period is from 01-03-2022 to 11-05-2022. 40 Students have been registered for this programme. Kum.M.Sujatha acted as Resource Person. The entire Certificate Course on English Typing Skills went in a good manner. After Completion of the course on 15.05.2022 Course End Exam has been conducted and Certificates are issued to the participants by the Principal and JKC/Course Coordinator and JKC Mentor.
Name of the Lecturers who Planned & conducted the activity	Dr.P.Sanjotha, JKC Coordinator &Lecturer in English Mr.V.Venkata Ramana, JKC Fulltime Mentor
Signature of the Dept.In-Charge/ Convener of the Committee	
Signature of the Principal	
Remarks	

To  
The Principal  
AQS Saint George's College for Women (A)  
Kakkanad

Dear Madam

With reference to the certificate awarded through AQS for the Academic year  
2021-22-23.

\*\*\*

I request you kindly to give permission to our B.A. BSC General Certificate Course to  
Experience Skills, C Language and HTML, for I, II and III Year students.

- BSC General Course  
Prof. P. Ananditha, BSC I Coordinator @ Institute of English  
Dr. V. Vinodhini, BSC II Coordinator @ BSC Education Centre.
- Experience Skills Course  
Dr. V. Vinodhini, BSC II Coordinator @ BSC Education Centre.
- C Language and HTML, Courses  
I - Guest Faculty will be from SV Technologies, Kakkanad.
- Python Course  
Prof. P. Ananditha, BSC I Coordinator @ Institute of English  
Dr. Anand, Guest Faculty will be from SVV Murthy PE Centre, Kakkanad.

**Fee Structure:** Experience Skills - 100/- per  
Python Course - 100/-  
All other necessary Courses fee will be Rs. 250/-

**Duration:** BSC General - 24 weeks  
Python Course - 10 weeks  
C Language and HTML - 40 DAYS  
Only 100% - 20 DAYS

Yours Sincerely

Date: 04.04.22  
Sanjay Kakkannad

  
Principal  
AQS

Special Batch - English Typing Skills-Students' database


S.No	Name	Class	Group
1	T.ARUNNA	I BSc	CBHT
2	B.SUJITHA	I BSc	CBHT
3	G.HARIKA	I BSc	CBHT
4	K.BHUVANESWARI	II B.Com	E.M
5	P.DHANA KUMARI	II B.Com	E.M
6	I.DHARANI	II B.Com	E.M
7	MD.RIZWANA	I BSc	CZAqT
8	A.HARSHITHA	I BSc	CBHT
9	P.HEMA DEEPIKA	B.Com	E.M
10	G.NANDINI	I B.Com	E.M
11	K.NAGA LAKSHMI	II B.Com	E.M
12	K.RAMYA	III BSc	MPCs
13	K.NAGA PRASANNA	III BSc	MPCs
14	P.TEJA SREE	I BSc	CZAqT
15	K.REENA	I BSc	MPC
16	B.V.PRABHA ASWINI	I BSc	MPC
17	K.VIMALA DEVI	III BSc	MPCs
18	M.PAVANI SAI	I B.Com	E.M
19	S.DIVYA	III BSc	MPCs
20	Ch.KUMARI	I BSc	MPC
21	V.HEMA DURGA	I B.Com	T.M
22	SK.SAAJIDA	III BSc	MPCs
23	P.VIJAYA DURGA	III BSc	MPCs
24	T.ASHA JYOTHI	III BSc	MPCs
25	K.TEJA SRI	III BSc	MPC
26	MD.RESHMA BEGAM	III BSc	MPCs
27	M.JHANSI	I BA	THP
28	M.SINDHU	I BA	HEP
29	N.SIROMANI	I BA	HEP
30	T.GANGA BHAVANI	I BA	HEP
31	P.JAYA SRAVANI	I BA	HEP
32	P.ANJALI DEVI	I BA	HEP
33	ANANTHA LAKSHMI	I BA	HEP
34	ESWARI	I BA	THP
35	P.YAMUNA	I BA	THP
36	K.HARI PRIYA	I BA	HEP
37	K.RAJESWARI	III BSc	CBZ
38	D.PUSHPA	BA	HEP
39	M.SINDHU	BA	HEP
40	V.B.LAKSHMI DEVI	BSc	MPCs

# Touch Typing Lessons

As you begin these typing lessons, remember to focus on accuracy. Aim for 100% accuracy and speed will come with practice. Touch typing is all about developing **muscle memory** through the consistent repetition of your finger movements. With practice, the movements will become natural and you will find yourself typing faster and with less effort.

## Typing Lesson 1: The Home Row

The first principle of touch typing is to always return your fingers to the **home row** when you are not typing. The home row will be the reference point from which you will learn the positions of all the other keys. Most keyboards have small bumps on the **f** and **j** keys to help you find the home row without looking at the keys.



The home row keys for the right hand are: **j k l ;**

### Right Hand Home Position

Position your right hand so that your index finger is placed on **j**, your middle finger is on **k**, your ring finger is on **l** and your pinky is on **;** (the semicolon key). Let your right thumb rest comfortably on the spacebar at the bottom of the keyboard.

Your hand should be raised above the keyboard with your fingers curving down to point directly on the keys. This will make it easier for you to move your fingers without moving your hands. Take a moment to properly position your right hand before continuing. It is very important to develop good habits early in your typing practice.

Our first touch typing lesson introduces 2 home row keys for the right hand: **j k**

### Typing Exercise 1.1

j j j j j j j j j k k k k k k k k k j j j k k k j j j k k k  
j k j j k j j k j k k j k k j k j j j j j j j k k k k k k  
j k j k j k k j k j k j k j j j k k k j j j j j j j k  
k k k j k k j j k k j j k j j k j j k k j j k k k j j j k j k



sas sas asa asa f d s a f d s a fdsa fdsa fads fads fff  
ddd sss aaa fdf fsf faf dfd dsd dad sfs sds sas ff fd fs  
fa df dd ds da sf sd ss sa af ad as aa

### Both Hands

The following typing exercise combines all the keys we have learned so far: **j k l ; f d s a**

### Typing Exercise 1.7

jjj fff jjj fff jjj fff kkk ddd kkk ddd kkk ddd lll sss  
lll sss lll sss ;;; aaa ;;; aaa ;;; aaa jkl; jkl; jkl;  
fdsa fdsa fdsa jjj kkk lll ;;; fff ddd sss aaa jfj jfj  
jfj jkj jkj jkj kdk kdk kdk kjk kjk kjk l;l l;l l;l ;l;  
;l; ;l; fdf fdf fdf dfd dfd dfd sas sas sas asa asa asa

### Hand G

The keys we have covered so far can all be typed without moving your fingers from the home row position. Now it is time to learn how to move your fingers off the home row to reach the **h** and **g** keys. To reach these new keys, you will need to move your index fingers to the sides. Practice extending your right index finger to the left to hit the **h** key. Then try reaching to the right with your left index finger for the **g** key. Afterwards, always remember to return your fingers to the home keys.

### Typing Exercise 1.8

hhh hhh hhh hhh ggg ggg ggg ggg hhh ggg hhh ggg hhh ggg  
hgh hgh hgh hgh ghg ghg ghg ghg hhh hhh hhh ggg ggg ggg  
hg hg hg gh gh gh hh gg hg gh gh hg hh hg gg gh h h h h g  
g g g h g g h h g g h hgh hhg ghg ggh hgg ggg hhh ghg

Now all four index finger keys: **j f h g**

### Typing Exercise 1.9

hhh hhh ggg ggg hhh ggg jjj jjj fff fff jjj fff hhh jjj  
ggg fff ggg fff jjj hhh fff jjj ggg hhh hgh hgh ghg ghg  
jfj jfj fjf fjf h g j f h g j f hgjf hgjf hfgj hfgj hhh  
ggg jjj fff hgh hjh hfh ghg gjg gfg jhj jgj jfj hh hg hj  
hf gh gg gj gf jh jg jj jf fh fg fj ff

### All Together

Congratulations! You have learned to type the home row and covered more than a third of the alphabet! Let's put everything together to solidify your new typing skills.

### Typing Exercise 1.10

aaa aaa aaa ;;; ;;; ;;; sss sss sss lll lll lll ddd ddd  
ddd kkk kkk kkk fff fff fff jjj jjj jjj ggg ggg ggg hhh  
hhh hhh ggg hhh fff jjj ddd kkk sss lll aaa ;;;  
asdfghjkl; asdfghjkl; asdfghjkl; a;sldkfjgh a;sldkfjgh  
a;sldkfjgh ghfjdksla; ghfjdksla; ghfjdksla; asa asa ada  
ada afa afa aga aga aha aha aja aja aka aka ala ala a;a  
a;a ;l; ;l; ;k; ;k; ;j; ;j; ;h; ;h; ;g; ;g; ;f; ;f; ;d;  
;d; ;s; ;s; ;a; ;a; sas sas sds sds sfs sfs sgs sgs shs  
shs sjs sjs sks sks sls sls s;s s;s l;l l;l lkl lkl ljl  
ljl lhl lhl lgl lgl lfl lfl ldl ldl lsl lsl lal lal dad  
dad dsd dsd dfd dfd dgd dgd dhd dhd dkd dkd dld dld d;d  
d;d k;k k;k klk klk kjk kjk khk khk kgk kgk kfk kfk kdk

kdk ksk ksk kak kak faf faf fsf fsf fdf fdf fgf fgf fhf  
 fhf fjf fjf fkf fkf flf flf f;f f;f j;j j;j jlj jkj jkj  
 jhj jhj jgj jgj jfj jfj jdj jdj jsj jsj jaj jaj gag gag  
 gsg gsg gdg gdg gfg gfg ghg ghg gkg gkg glg glg g;g g;g  
 h;h h;h hlh hlh hkh hkh hjh hjh hgh hgh hfh hfh hdh hdh  
 hsh hsh hah hah a l s j d h g ; f k l f s ; j g k h a d

Feel free to repeat any of the exercises in this typing lesson. When you can complete them with nearly 100% accuracy you are ready to move on to the next lesson!

[Touch Typing Lesson 2: The Top Row](#)

Congratulations on mastering the home row! You are now ready to learn to type the top row. You will be moving your fingers much more frequently in this lesson. Remember to always return your fingers to the home row and keep your fingers curved and pointing directly down on the keys. This will make it easier to reach the new keys you will learn in this lesson. Strike the keys with only enough force required to register a keystroke. As you encounter new keys, slow down as much as necessary to reach them with accuracy.

[The Index Finger Keys](#)

We will start the lesson by learning the two keys above your left and right index fingers: **u r**

[Typing Exercise 2.1](#)

uuu uuu uuu uuu rrr rrr rrr rrr uuu rrr uuu rrr uuu rrr  
 uru uru uru uru rur rur rur rur uuu uuu uuu rrr rrr rrr  
 ur ur ur ru ru ru uu rr ur ru ru ur uu ur rr ru u u u u r  
 r r r u r r u u r r u uru uur ruu rru urr rrr uuu rur

[Restart](#)

U R amazing! Now let's learn to type **u** and **r** with the home row keys.

[Typing Exercise 2.2](#)

uuu uuu rrr rrr uuu rrr jjj uuu jjj uuu fff rrr fff rrr  
 juj juj frf frf uju uju rfr rfr ara ara srs srs frf frf  
 drd drd grg grg hrh hrh jrj jrj lrl lrl ;r; ;r; aua aua  
 sus sus dud dud fuf fuf gug gug huh huh juj juj kuk kuk  
 lul lul ;u; ;u;

[Restart](#)

[The Middle Finger Keys](#)

Great job! Let's move on to the two keys above your left and right middle fingers: **i e**

[Typing Exercise 2.3](#)

iii iii iii iii eee eee eee eee iii eee iii eee iii eee  
 iei iei iei iei eie eie eie eie iii iii iii eee eee eee  
 ie ie ie ei ei ei ii ee ie ei ei ie ii ie ee ei i i i i e  
 e e e i e e i i e e i iei iie eii eei iee eee iii eie

[Restart](#)

Let's learn to type **i** and **e** with the home row keys.



### Typing Exercise 2.4

iii iii eee eee iii eee kkk iii kkk iii ddd eee ddd eee  
kik kik ded ded iki iki ede ede aea aea ses ses ded ded  
fef fef geg geg heh heh jej jej kek kek lel lel ;e; aia  
aia sis sis did did fif fif gig gig hih hih jij jij kik  
kik lil lil ;i; ;i;

[Restart](#)

You have just learned 3 new vowels, which means you are ready to practice typing actual words. Let's give it a go:

### Typing Exercise 2.5

kid red did rid fed riff kidder udder rudder sir ire ide  
use fuse ruse hid gig lure lug lid dill frill drill file  
side kiss less jug jerk desk disk ask ark aid ail fail  
fake rake sake lake jake age usage lids slid slide laid  
reads fare luge slider shake shade gads gags sage shares  
slur skids kisses fuss gassed hags haggie

[Restart](#)

### The Ring Finger Keys

It's time to learn the ring finger keys: **o w**

### Typing Exercise 2.6

ooo ooo ooo ooo www www www www ooo www ooo www ooo www  
owo owo owo owo wow wow wow wow ooo ooo ooo www www www  
ow ow ow wo wo wo oo ww ow wo wo ow oo ow ww wo o o o o w  
w w w o w w o o w w o owo oow woo wwo oww www ooo wow

[Restart](#)

Wow! That was awesome. Now put those together with the home row.

### Typing Exercise 2.7

ooo ooo www www ooo www lll ooo lll ooo sss www sss www  
lol lol sws sws olo olo wsw wsw awa awa sws sws dwd dwd  
fwf fwf gwg gwg hwh hwh jwj jwj kwk kwk lwl lwl ;w; ;w;  
aoa ooa sos sos dod dod fof fof gog gog hoh hoh joj joj  
kok kok lol lol ;o; ;o;

[Restart](#)

### The Pinky Finger Keys

Almost done! Let's learn the pinky finger keys: **p q**

### Typing Exercise 2.8

ppp ppp ppp ppp qqq qqq qqq qqq ppp qqq ppp qqq ppp qqq  
ppp ppp ppp ppp ppp ppp ppp ppp ppp ppp ppp ppp ppp ppp ppp  
pq pq pq qp qp qp pp qq pq qp qp pq pp pq qq qp p p p p q  
q q q p q q p p q q p ppp ppp qpp qpp ppp qpp ppp ppp

[Restart](#)

And combine those with the home row keys.

### Typing Exercise 2.9

ppp ppp qqq qqq ppp qqq ;;; ppp ;;; ppp aaa qqq aaa qqq  
;p; ;p; aqa aqa p;p p;p qaq qaq aqa aqa sqs sqs dqd dqd  
fqf fqf gqg gqg hqh hqh jqj jqj kqk kqk lql lql ;q; ;q;  
apa apa sps sps dpd dpd fpf fpf gpg gpg hph hph jpj jpj  
kpk kpk lp1 lp1 ;p; ;p;

[Restart](#)

### Y and T

The **y** and **t** keys are the final 2 top row keys. You will reach these keys by moving your index fingers up and to the side. Practice extending your right index finger up and to the left to hit the **y** key. Then try reaching up and to the right with your left index finger for the **t** key.

### Typing Exercise 2.10

yyy yyy yyy yyy ttt ttt ttt ttt yyy ttt yyy ttt yyy ttt  
yty yty yty yty tyt tyt tyt tyt yyy yyy yyy ttt ttt ttt  
yt yt yt ty ty ty yy tt yt ty ty yt yy yt tt ty y y y y t  
t t t y t t y y t t y yty yyt tyy tty ytt ttt yyy tyt

[Restart](#)

Practice typing **y** and **t** with the home row keys.

### Typing Exercise 2.11

yyy yyy ttt ttt yyy ttt ;;; yyy ;;; yyy aaa ttt aaa ttt  
;y; ;y; ata ata y;y y;y tat tat ata ata sts sts dtd dtd  
ftf ftf gtg gtg hth hth jtj jtj ktk ktk ltl ltl ;t; ;t;  
aya aya sys sys dyd dyd fyf fyf gyg gyg hyh hyh jyj jyj  
kyk kyk ly1 ly1 ;y; ;y;

[Restart](#)

### Typing Simple Words

Fantastic! You have now covered more than two thirds of the alphabet! Let's put all those letters to use and work on typing some words.

### Typing Exercise 2.12

the four lads stood quietly atop the tower; pear salad is  
a great quirky dish; plaid dads play golf; slide the  
glass to your good pal; we gladly yapped for two hours;  
wade through the water to us; either of us will go; we  
used our gold goose eggs well; let us do tea for two; go  
forward to the other side; other ghosts will spook us;  
the riders had quite a lot of leg power; you see how easy  
it is to type the top row; a little further to go yet; i  
wish i had read the flyer fully; read it for us please;  
joe sipped jade tea jealously; kate flew her fast kite  
sky high;

### Touch Typing Lesson 3: Typing The Bottom Row

You are almost done with the basic keys! It is time to learn to type the bottom row.

### *The Index Finger Keys*

We will begin by learning to type the two keys below your right and left index fingers: **m v**

#### **Typing Exercise 3.1**

mmm mmm mmm mmm vvv vvv vvv vvv mmm vvv mmm vvv mmm vvv  
 mvm mvm mvm mvm vmv vmv vmv vmv mmm mmm mmm vvv vvv vvv  
 mv mv mv vm vm vm mm vv mv vm vm mv mm mv vv vm m m m m v  
 v v v m v v m m v v m mvm mmv vmm vvm mvv vvv mmm vmv

**Restart**

Practice typing **m** and **v** with the home row keys.

#### **Typing Exercise 3.2**

mmm mmm vvv vvv mmm vvv jjj mmm jjj mmm fff vvv fff vvv  
 jmj jmj fvf fvf mjm mjm vfv vfv avav avav svsv svsv dvd dvd  
 fvf fvf gvg gvg hvh hvh jvj jvj lvl lvl ;v; ;v; ama ama  
 sms sms dmd dmd fmf fmf gmg gmg hmh hmh jmj jmj kmk kmk  
 lml lml ;m; ;m;

**Restart**

### *The Middle Finger Keys*

Now let's learn to type the two keys below your middle fingers: **, c**

#### **Typing Exercise 3.3**

,, , , , , , , ccc ccc ccc ccc , , , ccc , , , ccc , , , ccc  
 ,c ,c ,c ,c ,c ,c ,c ,c ,c ,c , , , , , , ccc ccc ccc  
 ,c ,c ,c ,c ,c ,c , , cc ,c ,c ,c ,c , , ,c cc c , , , , , c  
 c c c , c c , , c c , ,c , ,c c , , cc , ,cc ccc , , , c ,c

**Restart**

Work on typing **,** and **c** with the home row keys.

#### **Typing Exercise 3.4**

,, , , , , ccc ccc , , , ccc kkk , , , kkk , , , ddd ccc ddd ccc  
 k,k k,k dcd dcd ,k, ,k, cdc cdc aca aca scs scs dcd dcd  
 fcf fcf gcg gcg hch hch jcj jcj kck kck lcl lcl ;c; ;c;  
 a,a a,a s,s s,s d,d d,d f,f f,f g,g g,g h,h h,h j,j j,j  
 k,k k,k l,l l,l ;;; ;;;

**Restart**

### *The Ring Finger Keys*

It's time to learn the ring finger keys: **. x**

#### **Typing Exercise 3.5**

. . . . . xxx xxx xxx xxx . . . xxx . . . xxx . . . xxx  
 .x. .x. .x. .x. .x.x x.x x.x x.x . . . . . xxx xxx xxx  
 .x .x .x x. x. x. . . xx .x x. x. .x . . .x xx x. . . . x  
 x x x . x x . . x x . .x. .x x. xx. .xx xxx . . . x.x

**Restart**

Now try those together with the home row keys.

### Typing Exercise 3.6

. . . . . xxx xxx . . . xxx lll . . . lll . . . sss xxx sss xxx  
 l.l l.l sxs sxs .l. .l. xsx xsx axa axa sxs sxs dx d dx  
 fxf fxf gxg gxg h x h h x h j x j j x j k x k k x k l x l l x l ; x ; ; x ;  
 a . a a . a s . s s . s d . d d . d f . f f . f g . g g . g h . h h . h j . j j . j  
 k . k k . k l . l l . l ; . ; ; . ;

[Restart](#)

### The Pinky Finger Keys

Now for the the pinky finger keys: / z

### Typing Exercise 3.7

/// /// /// /// zzz zzz zzz zzz /// zzz /// zzz /// zzz  
 /z/ /z/ /z/ /z/ z/z z/z z/z z/z /// /// /// zzz zzz zzz  
 /z /z /z z/ z/ z/ // zz /z z/ z/ /z // /z zz z/ / / / / z  
 z z z / z z / / z z / /z/ //z z// zz/ /zz zzz /// z/z

[Restart](#)

And combine those with the home row keys.

### Typing Exercise 3.8

/// /// zzz zzz /// zzz ;;; /// ;;; /// aaa zzz aaa zzz  
 ;/; ;/; aza aza /;/ /;/ zaz zaz aza aza szs szs dzd dzd  
 fzf fzf gzg gzg hzh hzh jzj jzj kzk kzk lzl lzl ;z; ;z;  
 a/a a/a s/s s/s d/d d/d f/f f/f g/g g/g h/h h/h j/j j/j  
 k/k k/k l/l l/l ;/; ;/;

[Restart](#)

### N and B

The **n** and **b** keys are the final 2 bottom row keys. You will reach these keys by moving your index fingers down and to the side. Practice extending your right index finger down and to the left to hit the **n** key. Then try reaching down and to the right with your left index finger for the **b** key.

### Typing Exercise 3.9

nnn nnn nnn nnn bbb bbb bbb bbb nnn bbb nnn bbb nnn bbb  
 nbn nbn nbn nbn bnb bnb bnb bnb nnn nnn nnn bbb bbb bbb  
 nb nb nb bn bn bn nn bb nb bn bn nb nn nb bb bn n n n n b  
 b b b n b b n n b b n nbn nnb bnn bbn nbb bbb nnn bnb

[Restart](#)

Let's work on those with the home row.

### Typing Exercise 3.10

nnn nnn bbb bbb nnn bbb ;;; nnn ;;; nnn aaa bbb aaa bbb  
 ;n; ;n; aba aba n;n n;n bab bab aba aba sbs sbs dbd dbd  
 fbf fbf gbg gbg hbh hbh jbj jbj kbk kbk lbl lbl ;b; ;b;  
 ana ana sns sns dnd dnd fnf fnf gng gng hnh hnh jnj jnj  
 knk knk ln l n l ;n; ;n;

[Restart](#)

### *Practice Typing with Words*

Excellent work! You have learned to type all the letters in the alphabet, as well as basic punctuation keys. Let's put them all together!

#### Typing Exercise 3.11

zebras are not exactly known for being quiet animals. she/he would very likely just play along for a while. you can make quite a lot of lemon zest with even larger sized lemons; please cover each plate. six foxes quickly woke axel; just in time. i caught five jelly fish, six octopus and two sea urchins for my buddy ben. eight / six is exactly equal to four / three.



# ನೈಪುಣ್ಯ ಸಿರಿ.. ಅಪಾಞ್ ಗುರಿ

ಅಧಿಕಾರಿಗಳಿಗೆ ನೈಪುಣ್ಯ ಸಿರಿ.. ಅಪಾಞ್ ಗುರಿ



ಅಧಿಕಾರಿಗಳಿಗೆ ನೈಪುಣ್ಯ ಸಿರಿ.. ಅಪಾಞ್ ಗುರಿ

## ಅಧಿಕಾರಿಗಳಿಗೆ ನೈಪುಣ್ಯ ಸಿರಿ.. ಅಪಾಞ್ ಗುರಿ

ಅಧಿಕಾರಿಗಳಿಗೆ ನೈಪುಣ್ಯ ಸಿರಿ.. ಅಪಾಞ್ ಗುರಿ

ಅಧಿಕಾರಿಗಳಿಗೆ ನೈಪುಣ್ಯ ಸಿರಿ.. ಅಪಾಞ್ ಗುರಿ



ಅಧಿಕಾರಿಗಳಿಗೆ ನೈಪುಣ್ಯ ಸಿರಿ.. ಅಪಾಞ್ ಗುರಿ

### ಅಧಿಕಾರಿಗಳಿಗೆ ನೈಪುಣ್ಯ ಸಿರಿ.. ಅಪಾಞ್ ಗುರಿ

ಅಧಿಕಾರಿಗಳಿಗೆ ನೈಪುಣ್ಯ ಸಿರಿ.. ಅಪಾಞ್ ಗುರಿ

### ಅಧಿಕಾರಿಗಳಿಗೆ ನೈಪುಣ್ಯ ಸಿರಿ.. ಅಪಾಞ್ ಗುರಿ

ಅಧಿಕಾರಿಗಳಿಗೆ ನೈಪುಣ್ಯ ಸಿರಿ.. ಅಪಾಞ್ ಗುರಿ

### ಅಧಿಕಾರಿಗಳಿಗೆ ನೈಪುಣ್ಯ ಸಿರಿ.. ಅಪಾಞ್ ಗುರಿ

ಅಧಿಕಾರಿಗಳಿಗೆ ನೈಪುಣ್ಯ ಸಿರಿ.. ಅಪಾಞ್ ಗುರಿ

ANNAVARAM SAHYAVATHI DEVI GOVERNMENT  
DEGREE COLLEGE FOR WOMEN, ANNAVARAM,  
CHENNAI - 600 022

## CERTIFICATE

This is to certify that Miss. P. Lakshmi Devi Saravanan, H. No. 45/2a  
has completed the 60 hours of English Typing skills, from 1<sup>st</sup> March 2022 to 11<sup>th</sup>  
May 2022 at "Jeevitha Knowledge Centre" (J.K.C.) Anna's Degree College for  
Women, Anna Varadachari.

P. Lakshmi Devi Saravanan  
600 022, Anna's Degree College for Women, Anna  
Varadachari.

P. Lakshmi Devi Saravanan  
600 022, Anna's Degree College for Women, Anna  
Varadachari.

P. Lakshmi Devi Saravanan  
600 022, Anna's Degree College for Women, Anna  
Varadachari.

**A.S.GOVT DEGREE COLLEGE FOR WOMEN (A)  
BARKINADA**

**DEPARTMENT OF HOME SCIENCE**



ಕರ್ನಾಟಕ ಸರ್ಕಾರ

**CERTIFICATE COURSE  
IN  
HAND EMBROIDERY**

**2021-2022**

Department of Home Science  
 Activity Professor 2021-2022

Date	From 02-03-2022 to 30-03-2022
Conducted through	Department of Home Science
Name of the activity	Certificate Course in Hand Embroidery
Title of the activity	HAND EMBROIDERY
Name of the Collaborating Agency	-
Identity of Resource Person	Department of Home Science
Brief report of the activity	Department of Home Science conducted a Certificate course on HAND EMBROIDERY from 02-03-2022 to 30-03-2022. 05 members in our college participated in this program. They learned so varieties of basic embroidery stitches.
Name of the lecturer who planned and reported the activity	Department of Home Science
Signature of the Dept. exchange coordinator of the institution	H. Srinivasulu
Signature of the principal	H. Srinivasulu
Remarks	Very good and meritorious performance.



A.S.D GOVERNMENT DEGREE COLLEGE FOR WOMEN (A), KAKINADA

DEPARTMENT OF HOME SCIENCE

CIRCULAR



All the students are hereby informed that the Department of Home science is conducting a certificate course on HAWD (HAWD) from 02-03-2022 to 31-03-2022. The students who are interested can register their names in the Department of Home science to Prof. S. Mallikarjuna, Guest Faculty in Home science.

*S. Mallikarjuna*  
Principal

*H. Srinivas Reddy*  
Department in-charge

IB.CHEM1 ✓

IB.CHEM2 ✓

IB.CHEM3

IB.ANTH1 ✓

IB.ANTH2

IB.S.M.PC1

IB.S.M.PC2 ✓

IB.S.M.CD1 ✓

IB.S.M.CD2

IB.S.M.CD3

IB.S.M.CD4

IB.S.M.CD5

IB.S.M.CD6

IB.S.M.CD7

IB.ANTH1 ✓

IB.ANTH2 ✓

IB.S.M.PC1 ✓

IB.S.M.PC2 ✓

IB.S.M.CD1 ✓

IB.S.M.CD2

IB.S.M.CD3

IB.S.M.CD4

IB.S.M.CD5 (S.M.CD5) ✓

IB.CHEM1 ✓

IB.CHEM2 ✓

IB.CHEM3 ✓

IB.ANTH1

IB.ANTH2

IB.S.M.PC1

IB.S.M.PC2 ✓

IB.S.M.CD1

IB.S.M.CD2

IB.S.M.CD3

IB.S.M.CD4

IB.S.M.CD5 (S.M.CD5) ✓

20.03.2022

## VARIOUS METHODS TO TRANSFER A DESIGN

### 1. Direct Drawing Method :

Those who are used to drawing things on glass plates, like the teacher with the help of glass.

The procedure of this this is, design is drawn with a pencil drawing the lines light transfer to the tracing.

Then it is drawn on the transparent sheet or any opaque like paper, cloth, etc.

### 2. Using Transfer Paper :

1. Draw the drawing on the paper.

2. Now tracing sheet is used to trace.

3. Now the transfer paper is used to transfer the design.

4. The design is now transferred on the paper.

### 3. Using Carbon Paper :

1. Draw the design on a sheet of paper.

2. Then the sheet is placed on the paper.

3. Then the design is drawn on the paper.

4. Now the design is drawn on the paper.

5. The design is now transferred on the paper.

6. The design is now transferred on the paper.

### 4. Using A Glass Plate and Light :

1. Draw the design on a sheet of paper.

2. Then the sheet is placed on the paper.

3. Then the design is drawn on the paper.

4. The design is now transferred on the paper.

5. The design is now transferred on the paper.

6. The design is now transferred on the paper.

7. The design is now transferred on the paper.

8. The design is now transferred on the paper.

9. The design is now transferred on the paper.

10. The design is now transferred on the paper.

11. The design is now transferred on the paper.

### 5. Using A Tracing Wheel :

1. Draw the design on a sheet of paper.

2. Then the sheet is placed on the paper.

3. Then the design is drawn on the paper.

4. The design is now transferred on the paper.

5. The design is now transferred on the paper.

6. The design is now transferred on the paper.

7. The design is now transferred on the paper.

8. The design is now transferred on the paper.

9. The design is now transferred on the paper.

10. The design is now transferred on the paper.

11. The design is now transferred on the paper.

12. The design is now transferred on the paper.

13. The design is now transferred on the paper.

14. The design is now transferred on the paper.

15. The design is now transferred on the paper.

16. The design is now transferred on the paper.

17. The design is now transferred on the paper.

18. The design is now transferred on the paper.

19. The design is now transferred on the paper.

20. The design is now transferred on the paper.

21. The design is now transferred on the paper.

22. The design is now transferred on the paper.

23. The design is now transferred on the paper.

24. The design is now transferred on the paper.

25. The design is now transferred on the paper.

26. The design is now transferred on the paper.

27. The design is now transferred on the paper.

28. The design is now transferred on the paper.

## PRESERVATION AND CARE OF DRAWINGS

1. Drawings should be kept in a safe place.

2. Drawings should be kept in a safe place.

3. Drawings should be kept in a safe place.

4. Drawings should be kept in a safe place.

5. Drawings should be kept in a safe place.

6. Drawings should be kept in a safe place.

7. Drawings should be kept in a safe place.

8. Drawings should be kept in a safe place.

9. Drawings should be kept in a safe place.

10. Drawings should be kept in a safe place.

11. Drawings should be kept in a safe place.

12. Drawings should be kept in a safe place.

13. Drawings should be kept in a safe place.

14. Drawings should be kept in a safe place.

15. Drawings should be kept in a safe place.

16. Drawings should be kept in a safe place.

17. Drawings should be kept in a safe place.



## EASY TO LEARN

By using cutting paper, after a few preliminary construction drawings.

### Transfering Design

Transfer the design of the pattern onto the paper. To do this, use a pencil to draw the design on a piece of paper. Then, use a sharp knife to cut out the design. The design should be cut out in a single piece. Then, use a sharp knife to cut out the design. The design should be cut out in a single piece. Then, use a sharp knife to cut out the design. The design should be cut out in a single piece.




Use decorative paper, pattern paper or any other paper and give it a good look. Cut it out with a sharp knife.

Use the design of the pattern on a piece of paper. Then, use a sharp knife to cut out the design. The design should be cut out in a single piece.

Use the design of the pattern on a piece of paper. Then, use a sharp knife to cut out the design. The design should be cut out in a single piece.


Use the design of the pattern on a piece of paper. Then, use a sharp knife to cut out the design. The design should be cut out in a single piece.

Use the design of the pattern on a piece of paper. Then, use a sharp knife to cut out the design. The design should be cut out in a single piece.



Use the design of the pattern on a piece of paper. Then, use a sharp knife to cut out the design. The design should be cut out in a single piece.

Use the design of the pattern on a piece of paper. Then, use a sharp knife to cut out the design. The design should be cut out in a single piece.



Use the design of the pattern on a piece of paper. Then, use a sharp knife to cut out the design. The design should be cut out in a single piece.

Use the design of the pattern on a piece of paper. Then, use a sharp knife to cut out the design. The design should be cut out in a single piece.

Use the design of the pattern on a piece of paper. Then, use a sharp knife to cut out the design. The design should be cut out in a single piece.

**Step 1: Draw the grid.** Draw a grid that is 10 units wide and 10 units high. The origin (0, 0) is at the center of the grid. The x-axis and y-axis are labeled from -5 to 5. The grid lines are spaced 1 unit apart.

**Step 2: Plot the points.** Plot the points A(2, 3), B(4, 3), C(4, 5), and D(2, 5) on the grid. Connect the points to form a rectangle.

**Step 3: Translate the rectangle.** Translate the rectangle 3 units to the right. The new vertices are A'(5, 3), B'(7, 3), C'(7, 5), and D'(5, 5). Draw the translated rectangle and label the vertices.

**Step 4: Reflect the rectangle.** Reflect the translated rectangle across the y-axis. The new vertices are A''(-5, 3), B''(-7, 3), C''(-7, 5), and D''(-5, 5). Draw the reflected rectangle and label the vertices.

**Step 5: Rotate the rectangle.** Rotate the reflected rectangle 90 degrees clockwise about the origin. The new vertices are A'''(3, -5), B'''(3, -7), C'''(5, -7), and D'''(5, -5). Draw the rotated rectangle and label the vertices.

**DAY 70 LEARN**

**Understanding the problem:** The problem asks you to draw a rectangle on a coordinate plane and then perform three transformations: translation, reflection, and rotation.

**Key information:** The original rectangle has vertices at (2, 3), (4, 3), (4, 5), and (2, 5). The transformations are: 3 units right, reflection across the y-axis, and 90 degrees clockwise rotation about the origin.

**Solving the problem:** To solve the problem, you need to follow the steps outlined in the solution. First, draw the grid and plot the original rectangle. Then, translate the rectangle 3 units to the right. Next, reflect the translated rectangle across the y-axis. Finally, rotate the reflected rectangle 90 degrees clockwise about the origin.

**Check:** Make sure that the final rectangle is correctly positioned and labeled. The final vertices are A'''(3, -5), B'''(3, -7), C'''(5, -7), and D'''(5, -5).

**Step 1: Draw the grid.** Draw a grid that is 10 units wide and 10 units high. The origin (0, 0) is at the center of the grid. The x-axis and y-axis are labeled from -5 to 5. The grid lines are spaced 1 unit apart.

**Step 2: Plot the points.** Plot the points A(2, 3), B(4, 3), C(4, 5), and D(2, 5) on the grid. Connect the points to form a rectangle.

**Step 3: Translate the rectangle.** Translate the rectangle 3 units to the right. The new vertices are A'(5, 3), B'(7, 3), C'(7, 5), and D'(5, 5). Draw the translated rectangle and label the vertices.

**Step 4: Reflect the rectangle.** Reflect the translated rectangle across the y-axis. The new vertices are A''(-5, 3), B''(-7, 3), C''(-7, 5), and D''(-5, 5). Draw the reflected rectangle and label the vertices.

**Step 5: Rotate the rectangle.** Rotate the reflected rectangle 90 degrees clockwise about the origin. The new vertices are A'''(3, -5), B'''(3, -7), C'''(5, -7), and D'''(5, -5). Draw the rotated rectangle and label the vertices.

**Step 6: Check the solution.** Make sure that the final rectangle is correctly positioned and labeled. The final vertices are A'''(3, -5), B'''(3, -7), C'''(5, -7), and D'''(5, -5).

**Step 7: Write the answer.** The final rectangle has vertices at (3, -5), (3, -7), (5, -7), and (5, -5).

**Step 8: Review the problem.** Read the problem again and make sure you understand all the steps and the final answer.

**Step 9: Practice the problem.** Try solving the problem on your own to make sure you understand the steps and the final answer.

1. Draw the grid and number both horizontal and vertical sides of the design pattern. The number the diagonal, side, and bottom lines of the design, starting from the outer frame and counting inward.

2. Count the squares within marked grid, divide the number by the width number of squares. It makes sense, you find other used fabric.




Figure 1: Grids showing the initial design pattern and the resulting fabric layout.

**Repeating design**

When a design is repeated, you have to pay attention to what is a key unit. It can be either the width or height of a repeating unit. The width of the repeating unit is the width of the design. The height of the repeating unit is the height of the design. The width of the repeating unit is the width of the design. The height of the repeating unit is the height of the design.


3. Repeat the design in the grid. The width of the repeating unit is the width of the design. The height of the repeating unit is the height of the design. The width of the repeating unit is the width of the design. The height of the repeating unit is the height of the design.

4. Repeat the design in the grid. The width of the repeating unit is the width of the design. The height of the repeating unit is the height of the design. The width of the repeating unit is the width of the design. The height of the repeating unit is the height of the design.

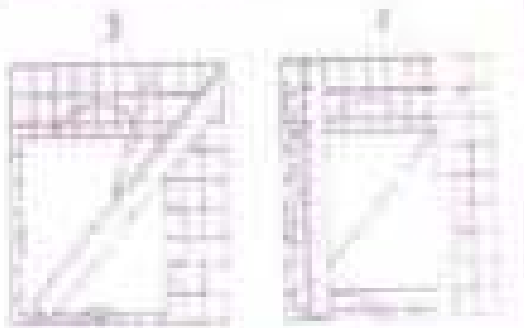
5. Repeat the design in the grid. The width of the repeating unit is the width of the design. The height of the repeating unit is the height of the design. The width of the repeating unit is the width of the design. The height of the repeating unit is the height of the design.

**Repeating design**

After design the grid, you have to pay attention to the width of the repeating unit. The width of the repeating unit is the width of the design. The height of the repeating unit is the height of the design. The width of the repeating unit is the width of the design. The height of the repeating unit is the height of the design.



1. Repeat the design in the grid. The width of the repeating unit is the width of the design. The height of the repeating unit is the height of the design. The width of the repeating unit is the width of the design. The height of the repeating unit is the height of the design.



2. Repeat the design in the grid. The width of the repeating unit is the width of the design. The height of the repeating unit is the height of the design. The width of the repeating unit is the width of the design. The height of the repeating unit is the height of the design.

3. Repeat the design in the grid. The width of the repeating unit is the width of the design. The height of the repeating unit is the height of the design. The width of the repeating unit is the width of the design. The height of the repeating unit is the height of the design.

4. Repeat the design in the grid. The width of the repeating unit is the width of the design. The height of the repeating unit is the height of the design. The width of the repeating unit is the width of the design. The height of the repeating unit is the height of the design.

# EMBROIDERY STITCHES

## STEM STITCH

Method: This stitch is a very strong, useful and simple along the line of the design. The stem should always be made up of an



odd number. The stitch is used for decorative purposes. It can also be used as a background of work. The stem makes a very light and delicate

line. The stem stitch is used to embroider and decorate on silk, satin, muslin and handkerchiefs. It is especially good for work done on a


## PORTUGUESE STEM STITCH



1. The needle is inserted into the fabric.
2. The needle is pulled up and the thread is brought over the needle.
3. The needle is inserted into the fabric again, a little to the right.
4. The needle is pulled up and the thread is brought over the needle.
5. The needle is inserted into the fabric again, a little to the right.
6. The needle is pulled up and the thread is brought over the needle.
7. The needle is inserted into the fabric again, a little to the right.
8. The needle is pulled up and the thread is brought over the needle.

## CHAIN STITCH

Method: This is the simplest of the stitches. It is made by bringing the needle up and down in a series of small loops. The thread is brought over the needle and the needle is inserted into the fabric again, a little to the right. The needle is pulled up and the thread is brought over the needle.



The chain stitch is used to embroider and decorate on silk, satin, muslin, and handkerchiefs. It is especially good for work done on a

## TWISTED CHAIN STITCH

1. The needle is inserted into the fabric.
2. The needle is pulled up and the thread is brought over the needle.
3. The needle is inserted into the fabric again, a little to the right.
4. The needle is pulled up and the thread is brought over the needle.
5. The needle is inserted into the fabric again, a little to the right.
6. The needle is pulled up and the thread is brought over the needle.



Method: This stitch is a very strong, useful and simple along the line of the design. The stem should always be made up of an

## OPEN CHAIN STITCH


Method: This stitch is a very strong, useful and simple along the line of the design. The stem should always be made up of an



The open chain stitch is used to embroider and decorate on silk, satin, muslin, and handkerchiefs. It is especially good for work done on a


## LAST DABBY STITCH AND BEETLE-LIKE CHAIN STITCH

Method: This stitch is a very strong, useful and simple along the line of the design. The stem should always be made up of an



The Last Dabby and Beetle-like chain stitches are used to embroider and decorate on silk, satin, muslin, and handkerchiefs. It is especially good for work done on a

Method: This stitch is a very strong, useful and simple along the line of the design. The stem should always be made up of an



The cable chain stitch is used to embroider and decorate on silk, satin, muslin, and handkerchiefs. It is especially good for work done on a

Method: This stitch is a very strong, useful and simple along the line of the design. The stem should always be made up of an

## CABLE CHAIN STITCH

Method: This stitch is a very strong, useful and simple along the line of the design. The stem should always be made up of an



with the needle on the under the working thread, so that the needle first meets the working thread in a right and not crossing the thread under the loop, then a stitch of the required length. All ready.

### FRENCH KNIFE



Worked through the center of the needle, the needle is pushed down into the work, and the thread is pulled through with the needle in a left turning the thread first, then the needle back to the starting point and repeat a time or twice the thread has changed its position. All thread through to the back and pull for a couple of inches and then repeat the operation as often as desired.

Use: French knife is used for making decorative borders on the edge of a baby's clothing.

### BURRHOE STITCH



This is a good stitch for use on the button hole opening, it is made by needle right and when the needle is turned the needle back to the starting point and repeat as often as desired. The thread is pulled through to the back and pull for a couple of inches and then repeat the operation as often as desired.

Use: The Burrhoe stitch is used for button holes, neck openings, baby collars, pocket openings, and cuffs etc. Buttons can be made without the use of a button press.

### DOUBLE KNIT STITCH



Worked by using the needle and thread in a right and left turning the thread first, then the needle back to the starting point and repeat a time or twice the thread has changed its position. All thread through to the back and pull for a couple of inches and then repeat the operation as often as desired.

Use: This is a good stitch for use on the button hole opening, it is made by needle right and when the needle is turned the needle back to the starting point and repeat as often as desired. The thread is pulled through to the back and pull for a couple of inches and then repeat the operation as often as desired.

### BACK STITCH

Worked by using the needle and thread in a right and left turning the thread first, then the needle back to the starting point and repeat a time or twice the thread has changed its position. All thread through to the back and pull for a couple of inches and then repeat the operation as often as desired.



Use: Back stitch is used for making decorative borders on the edge of a baby's clothing.

Use: Back stitch is used for making decorative borders on the edge of a baby's clothing.

### BURRHOE STITCH

Worked by using the needle and thread in a right and left turning the thread first, then the needle back to the starting point and repeat a time or twice the thread has changed its position. All thread through to the back and pull for a couple of inches and then repeat the operation as often as desired.



Use: Burrhoe stitch is used for making decorative borders on the edge of a baby's clothing.

### BACK STITCH

Worked by using the needle and thread in a right and left turning the thread first, then the needle back to the starting point and repeat a time or twice the thread has changed its position. All thread through to the back and pull for a couple of inches and then repeat the operation as often as desired.



Use: Back stitch is used for making decorative borders on the edge of a baby's clothing.

Use: Back stitch is used for making decorative borders on the edge of a baby's clothing.

### EDGING

Worked by using the needle and thread in a right and left turning the thread first, then the needle back to the starting point and repeat a time or twice the thread has changed its position. All thread through to the back and pull for a couple of inches and then repeat the operation as often as desired.




Use: Edging is used for making decorative borders on the edge of a baby's clothing.

### FRENCH KNIFE STITCH

Worked by using the needle and thread in a right and left turning the thread first, then the needle back to the starting point and repeat a time or twice the thread has changed its position. All thread through to the back and pull for a couple of inches and then repeat the operation as often as desired.



The first part of the book is a collection of folk sayings and proverbs from various regions of India, including the North, West, South, and East. These sayings are presented in the original language along with their English translations, offering insight into the cultural values and wisdom of the Indian people.



### STRAIGHT STITCH OR BANGSI SATIN STITCH

This is a simple and quick stitch used for straight seams and topstitching. It is also known as the bangsi satin stitch. The needle is inserted from the bottom side of the fabric, goes up to the top, and then back down into the same hole on the bottom side, creating a series of parallel lines.



### FEBRUARY STITCH

The February stitch is a decorative embroidery technique. It is characterized by its intricate and flowing patterns, often resembling calligraphic flourishes or floral motifs. The stitch is created by using long, overlapping loops of thread, which are worked in a rhythmic, alternating pattern.



### BLANKET STITCH AND BUPTON HOLE STITCH



The blanket stitch is a simple yet effective edge finish that creates a decorative, slightly raised border. The Bupton hole stitch is used to create decorative openings or patterns in fabric, often used in traditional Indian embroidery.

The second part of the book is a collection of folk songs and ballads. These songs are presented in the original language along with their English translations, offering insight into the cultural values and sentiments of the Indian people.

The book is a valuable resource for anyone interested in the rich and diverse cultural heritage of India. It provides a unique perspective on the traditional wisdom, values, and artistic expressions of the Indian people.

### JACODERA DODONGHO OR THRILL

The Jacodera dodongho or thrill is a traditional Indian dance or performance. It is characterized by its rhythmic and energetic movements, often accompanied by traditional music. The dance is a blend of folk and classical styles, and it is performed in various parts of India.



### FEARLESS STITCH

The Fearless stitch is a decorative embroidery technique. It is characterized by its bold and confident patterns, often resembling stylized floral or geometric motifs. The stitch is created by using long, overlapping loops of thread, which are worked in a rhythmic, alternating pattern.



### INDIAN STITCH

The Indian stitch is a decorative embroidery technique. It is characterized by its intricate and flowing patterns, often resembling calligraphic flourishes or floral motifs. The stitch is created by using long, overlapping loops of thread, which are worked in a rhythmic, alternating pattern.



### KDAR KAMAL STITCH



The KDAR kamal stitch is a decorative embroidery technique. It is characterized by its intricate and flowing patterns, often resembling calligraphic flourishes or floral motifs. The stitch is created by using long, overlapping loops of thread, which are worked in a rhythmic, alternating pattern.



The book is a valuable resource for anyone interested in the rich and diverse cultural heritage of India. It provides a unique perspective on the traditional wisdom, values, and artistic expressions of the Indian people.
























THE UNIVERSITY OF THE SOUTH PACIFIC  
SCHOOL OF EDUCATION  
HANOI, VIETNAM









DESIGNS

1.

chain stitch



2.

double chain



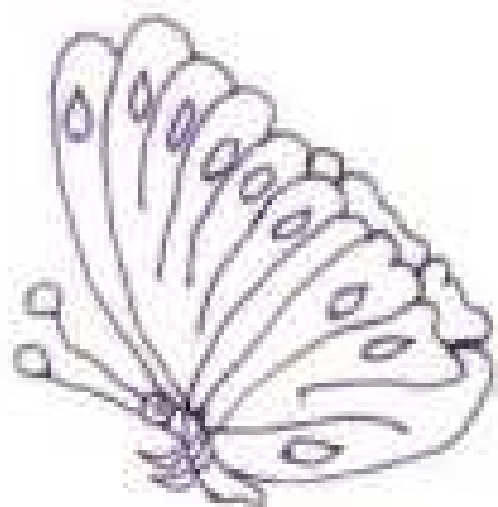
3.

chain rope




4.

magic chain




5

Stem




6

Stem Rope



7



Laisy daisy



Double Laisy daisy





1. missing bone




2. Kantha work



11. satin work




7. Double knots



13. Balmy stitch

14

Double Herringbone



16

Sham work


15

Rich Cask




17

Bottom Hole



18

poncha least bell




19

Laranga shablu




20

long & shablu



21

Spider work



22

Leaf and work



23

Leaf and work



24 button hole filling



25 Leaf's work









## Feedback

### Department of Home Science

Department of Home Science of our

college has been working very hard to get better results.

Various methods to transfer a subject

1) Transfer from different departments and design  
books for each subject.

2) Periodic work, project etc. by using color paper  
and other different paper and use of design,  
font, software etc. etc.

3) To make more work more clear combination  
of subjects and use of supplementary material  
etc.

4) Making all kind of projects

and use of different materials, colors, and

etc. to make it more clear, and

use of different type of paper, and use of

different materials, and use of

different type of paper, and use of

different type of paper.

Submitted from

All groups



Name	Year	Qualification	Name
Manika	I	BSC (HSC)	V. Sathya
Lakshmi	I	BSC (HSC)	G. Lakshmi
Vijaya Kumari	I	BSC (HSC)	K. S. Kumari
Manalakshmi	I	BSC (HSC)	P. Mahalakshmi
M. R. Kumari	I	BSC (HSC)	A. S. V. R. Kumari
S. Srathi Devi	I	BSC (HSC)	K. Sri Sathya Devi
Kochanabham	I	BSC (HSC)	M. Subramani
Rehna	I	BSC (HSC)	Sr. Reshma
Saranya	I	BSC (HSC)	M. Saranya
Sathya	I	BSC (HSC)	B. Sathya
Ma Vama Durga	I	BSC (HSC)	L. Sha Rama Durga
Sayathi Devi	I	BSC (HSC)	P. Sayathi Devi
Manika	I	BSC (HSC)	Manika
Sri durga	I	BSC (HSC)	P. Sindhu
Sowmi	I	BSC (HSC)	G. Sowmi
Ajvani	I	BSC (HSC)	M. Ajvani
Levathi	II	BSC (HSC)	P. Levathi
Sirisha	II	BSC (HSC)	Ch. Sirisha
Anusha	III	BSC (HSC)	E. Anusha
Sujanya	II	BSC (H. & C)	Ch. Sujanya
Rajivani	II	BSC (HSC)	M. Rajani
R. Reshma	III	BSC (H. & C)	M. Reshma
Sathi Sree	II	BSC (CBJ) (M)	Ch. Sathi Sree
S. S. Sree	III	BSC (M)	P. S. Sree
S. S. Sree	III	BSC (HSC)	V. Manjari

**A.S.D. GOVT. DEGREE COLLEGE FOR WOMEN (A)**

Re-Accredited by NACAC with 100% compliance  
ACADEMICALLY RIGOROUS, SOCIALLY RESPONSIVE



*This is to certify that*

*has successfully completed  
Certificate Course in  
Fundamentals*

*Organized by Department of Home Science  
from 02-11-2015 to 02-01-2016*

*Discharge  
Dept. of Home Science*

*Course*

*Principal*

*Signature*

A.S.D GOVT. DEGREE COLLEGE FOR WOMEN  
(AUTONOMOUS)  
(Re – Accredited by NAAC with ‘B’ Grade)  
KAKINADA, E.G. Dt., A.P.

**DEPARTMENT OF SANSKRIT**



**CERTIFICATE COURSE**

2021-22

**I & II B.A/BCOM/BSC**

A.S.D.GOVERNMENT DEGREE COLLEGE FOR WOMEN (A),  
KAKINADA

DEPARTMENT OF SANSKRIT

Date	24.08.to 20.11.22
Conducted through (DRC/JKC/ELF/NSS Departments etc.)	Department of Sanskrit
Nature of Activity (Seminar /Work shop/Extent lecture etc.)	<b>Certificate course</b>
Title of the Activity	sarala&sugama
Name of the Department/Committee	Department of Sanskrit
Details of resources persons(Name, Designation etc.,)	DR.R.Aruna devi
No. of. Students Participated	50
Brief Report on the Activity	In completing this Program, the students will gain proficiency in:Appreciating the Bhagavad Geeta, while gaining access to the text's original intent and messageReading Bhagavad Geeta fluently, and pronouncing the syllables correctly – <b>paThanam / uchchAraNam</b> Listening to Sanskrit conversations and comprehending most of the words spoken – <b>shravaNam</b> Speaking grammatically accurate Sanskrit in a way that others can comprehend and respond – <b>sambhAShaNam</b> Understanding the structure, patterns, and technology of the language – <b>vyAkaraNam</b> , andComprehending the verses of the Bhagavad Geeta in both spoken and written Sanskrit on their own – <b>avagamanam</b> .Writing comprehensible passages in Sanskrit – <b>lekhanam</b>
Name of the Lecturers who planned & conducted the Activity	DR.R.Aruna devi. Guest faculty in Sanskrit
Signature of the dept.in charge /Convener of The Committee	K.Madhavi Lec.inc.Lecturer in Telugu
Signature of the Principal	
Remarks	

A.S.D.GOVERNMENT DEGREE COLLEGE FOR WOMEN (A),

KAKINADA

DEPARTMENT OF SANSKRIT

Certificate course on "SRI MAD BHAGAVAD GEITHA"

Duration:45 days  
24.08.2022-20.11.2022

Venue:Sanskrit Department  
Time:4.-5.P.M

S.NO	Name of the topic	
1	Akñara-brahma-yoga	Dr.R.Aruna Devi
2	8.1 What is Brahman?	
3	8.2 What is Adhyātma?	
4	8.3 What is Karma?	
5	8.4 What are Adhibhūta, Adhidaiva, and Adhiyajña?	
6	8.5 Karma Theory	
7	8.6 Rebirth Theory	
8	8.7 Death-time Experience	
9	8.8 Remembering God All the Time	
10	8.9 Final Meditation	
11	8.9.1 Path of Knowledge	
12	8.9.2 Path of Haōha-yoga	
13	8.9.3 The Path of Devotion	
14	8.10 The Realms of Experience	
15	Akñara-brahma-yoga	
16	8.1 What is Brahman?	
17	8.2 What is Adhyātma?	
	8.3 What is Karma?	

**A.S.D GOVT. DEGREE COLLEGE FOR WOMEN (A)**  
(Re – Accredited by NAAC with ‘B’ Grade in cycle III)  
Affiliated to Adikavi Nannaya University, Rajamahendravaram  
Kakinada-533002, Andhra Pradesh.

**DEPARTMENT OF SANSKRIT**

*Program covering the entire Sanskrit Program in the period of one through semester.*

The Program is both intensive and challenging, meeting the systematic and balanced study of the Sanskrit language through the Bhagavad Gita and the Bhagavad Gita through the Sanskrit language along with the courses.

In completing the Program, the students will gain proficiency in:

- Identifying the Bhagavad Gita, with giving notes to the text in the original and meaning.
- Reading Bhagavad Gita fluently, and analyzing the various concepts – definitions / interpretations.
- Learning to handle conversations and comprehending most of the world issues – Bhagavad Gita.
- Learning grammatical concepts in the way that others can comprehend and respond – sandhi/Anusandhanam.
- Understanding the structure, syntax, and technology of the language – vyākaraṇam and.
- Understanding the concept of the Bhagavad Gita.



Author: G. Madhavi  
Dr. B. Suresh  
Dr. B. Suresh Devi,  
Assistant Professor

Duration:  
24.08.2023 to 11.11.2023  
Through SP-M

Course Fee: Rs.200/-  
Honorarium: Department

संस्कृत-भाषा-विभाग-द्वारा-  
अभ्युपगम्यमाना-पठना-  
विवरण-सूची

Register.no	Name	24.08.22	26.8.22	27.8.22	28.8.22	29.8.22	30.8.22	31.9.22
2114009	O.DHANASYAMALA	P	P	P	P	P	P	P
2114010	P.VAISHNAVI	P	P	P	P	P	P	P
2011011	P.JAYA SRAVANI	P	P	P	P	P	P	P
2011012	Y.REHANA	P	P	P	P	P	P	P
2011013	P.YAMUNA	P	P	P	P	P	P	P
2124005	B.SATYA DEVI	P	P	P	P	P	P	P
2124006	D.LAKSHMI	P	P	P	P	P	P	P
2124007	R.SUPRIYA	P	P	P	P	P	P	A
2124008	S.JYOTI	P	P	A	P	P	P	P
2124009	D.MADHU SRI	P	P	P	P	P	P	P
210010	K.MANIHARIKA	P	P	A	P	P	P	P
212011	K.SNEHALATHA	P	P	P	P	P	P	P
2122003	N.MOUNIKA	P	P	P	P	A	P	P
2122004	G,BHAGYA	P	P	P	P	P	P	P
2122005	G.MOUNIKA	P	P	P	P	P	P	P
2122006	P.DIVYA	P	P	A	P	A	P	P
2122007	P.BHAVANI	P	P	P	P	P	P	A

2122008	T.LAKSHMI	P	P	P	P	P	P	P
2123009	T.MAHALAKSHMI	P	P	P	P	P	P	P
214005	B.SINDHU	P	P	P	P	P	P	P
214006	G.SRIVALLI	P	P	P	P	P	P	P
214007	K.SWATI DEVI	P	P	P	P	P	P	P
214008	K.VIJAYA LAKSHMI	P	P	P	P	P	P	P
214009	M.VYSHNAVI	P	P	P	P	P	P	P
214009	G.BHAVITHA	P	P	P	P	P	P	P
2140010	P.MAHALAKSHMI	P	P	P	P	P	P	P
REG.	NAME	1.9.22	2.9.22	3.9.22	5.9.22	6.9.22	7.9.22	8.9.22
2140012	P.SWETHA	P	P	P	P	P	P	P
2140013	P.RAJESWARI	P	P	P	P	P	P	P
2140014	S.AMBIKA	P	P	P	P	P	P	P
2140015	V.DHANA	P	P	P	P	P	P	P
2136001	G.YAMINI	P	P	P	P	P	P	P
2136002	M.RIZWANA	P	P	P	P	P	P	P
2136003	M.SUGUNA	P	P	P	P	P	P	P
2136004	M.RANI	P	P	P	P	P	P	P
2136005	A.SRAVANI	P	P	P	P	P	P	P
2136006	B.VANDANA	P	P	P	P	P	P	P
2136007	J.SRUJANA	P	P	P	P	P	P	P
2136008	L.ANASUYA	P	P	P	P	P	P	P
2136009	M.SRAVANI	P	P	P	P	P	P	P
2136010	M.LAKSHMI	P	P	P	P	P	P	P









**ASD Govt. Degree College for Women(A),Kakinada**  
**Jawahar Knowledge Centre (JKC)**

**Jawahar Knowledge Centre (JKC)**  
**Activity Register 2021-2022**

Date	15 <sup>th</sup> March 2022 to 20 <sup>th</sup> May 2022
Conducted through (DRC/JKC/ELF/NCC/NSS/ Departments etc.)	<b>Jawahar Knowledge Centre (JKC)</b>
Nature of Activity (Seminar/Workshop/Extn. Lecture etc.,)	Certificate Course
Title of the Activity	Spoken English Skills
Name of the Department/Committee	<b>Jawahar Knowledge Centre (JKC)</b>
Details of Resource Persons ( Name , Designation etc.,)	Shaik Jeelani Lecturer in English , Sanjeeva Degree & PG College Kakinada East Godhavari, 533002.
No. of students participated	20
Brief Report on the activity	The Course period is from 15 <sup>th</sup> March 2022 to 20 <sup>th</sup> May 2022. 27 Students have been registered for this programme. Sri Shaik Jeelani acted as Resource Person. The entire Certificate Course on Spoken English Skills went in a good manner. After Completion of the course on 23 <sup>rd</sup> .05.2022 Course End Exam has been conducted and Certificates are issued to the participants by the Principal and JKC/Course Coordinator and JKC Mentor.
Name of the Lecturers who Planned & conducted the activity	Dr.P.Sanjotha, JKC Coordinator &Lecturer in English Mr.V.Venkata Ramana, JKC Fulltime Mentor
Signature of the Dept.In-Charge/ Convener of the Committee	
Signature of the Principal	
Remarks	

ASD Govt. Degree College for Women(A),Kakinada  
Jawahar Knowledge Centre (JKC)

To  
The Principal  
ASD Govt Degree College for Women(A)  
Kakinada

Dear Madam

Subject: Request to run the certificate courses through JKC for the Academic year  
2020-21-Reg.

\*\*\*

I request you kindly to give permission to run the JKC General Certificate Course in  
Type Writing skills, C Language and HTML, for I, II and III Year students.

- JKC General Batch  
Mrs P. Anjanika, JKC Coordinator & Lecturer in English  
Mr. V. Venkatesh Reddy as JKC Faculty Member
- Type Writing, MSB Course,  
Mr. V. Venkatesh Reddy as JKC Faculty Member
- C Language and HTML Course  
T. Thirumala Family will be done via Technological, Kakinada.
- Spoken English  
Mrs P. Anjanika, JKC Coordinator & Lecturer in English  
Mr. Anisheti, Guest Faculty will be done PDA Study PG Centre, Kakinada.

**Fee Structure:** - Type Writing Rs. 1000 per  
Session English Rs. 500  
All other remaining courses fee will be Rs. 1000.

**Duration:** - JKC General - 05 Years  
Spoken English - 05 Yrs  
C Language and HTML - 45 DAYS  
Ruby EBPB - 45 DAYS

Yours sincerely

Date: 01/01/21  
Incharge Kakinada

  
P. Anjanika  
JKC Coordinator

**ASD Govt. Degree College for Women(A),Kakinada**  
**Jawahar Knowledge Centre (JKC)**

**JKC Special Batch III-Students Enrolment**  
**Certificate Course - Spoken English Skills**  
*15<sup>th</sup> March 2022 to 20<sup>th</sup> May 2022*

S.No	Name	Class	Group	Caste
1	JB SRI LAKSHMI	BCOM	TM	BC
2	MALLADI KASU SRI	BCOM	TM	BC
3	BODDU YAMUNA	BCOM	TM	BC
4	M VEERA MAHALAKSHMI	BCOM	TM	BC
5	SEELAM DEEVENA	BCOM	TM	BC
6	PEMMADI HEMA	BCOM	TM	BC
7	YLS CHANDANA	BSc	I MPC	OC
8	PINAPOTHU YAMUNA	BA	HEP	BC
9	SAMANA SAROJA	BA	HEP	BC
10	K KRANTHI KUMARI	BCOM	TM	SC
11	BHEEMALA DURGA	BCOM	EM	BC
12	PANTHADI KUSUMANJOLI	BCOM	EM	BC
13	KOPPISETTI DIVYA	BCOM	TM	BC
14	K LAKSHMI PRIYANKA	BCOM	TM	BC
15	M SRI VINEELA	BCOM	TM	OC
16	P VEERA SRAVANI	BCOM	TM	OC
17	P DHANALAKSHMI	BCOM	TM	BC
18	S RAJA RAJESWARI	BCOM	TM	BC
19	S JAHNAVI	BCOM	TM	SC
20	S NUTHANA	BCOM	TM	BC
21	BALAGAM RADHIKA	BCOM	TM	BC
22	K ISHWARYA	BA	HEP	BC
23	G GEETHANJALI	BCOM	TM	BC
24	R V LAKSHMI	BCOM	TM	BC
25	DONA KAMKSHI	BA	HEP	BC
26	B VARA JYOTHI	BCOM	TM	BC
27	MYTAPALLI PAVANI	BCOM	TM	BC

## Spoken English Skills Syllabus

### Section 1

1. Listening to texts, listening to CDs, essays by a good listener
2. Introduction Vocabulary, consonants, and vowels.
3. Listening and understanding Language translation based on questions and answers.  
Interactions between students
4. Reading Skills, Reading comprehension skills. Detection of position and central thinking.
5. Vocabulary and word processing from various texts and dictionaries

### Section 2

1. Basic grammar, prescriptive/descriptive approach, grammar, acceptance, communication, contextual grammar, spoken and written grammar
2. An exercise in using different grammatical structures in the subject. Determining the use of the above grammatical tools forms various texts such as newspapers, poems, stories, etc.
3. Words and phrases used for conversation, comment, question, order, suggestion, rejection, possibility, ability, satisfaction, commitments, etc.

### Section-3

1. Dialogues
2. Public speech
3. Telephonic Conversation

### Section-4

1. Translation – from Hindi to English

## **Section-5 GRAMMAR**

1. TENSE
2. Subject Verb Agreement
3. Voice
4. Antonyms
5. Synonyms
6. Prefix and Suffix
7. Parts of Speech
8. Narration
9. Writing on a given Topic

## **Section-6 WRITING SKILLS**

1. Form simple information about paragraph layout logically (coherence).
2. Writing an article (250 words) - argumentative, narrative, descriptive, creative.
3. Writing a note
4. Write a greeting letter and vote with thanks.

## **Section-7 PUBLIC SPEAKING**

1. Definition and Purpose
2. Operation:
3. Instructions
4. Useful sentences for introduction and conclusion
5. Watch the crowd
6. The role of accent, tone,
7. Body language
8. Genres: speech, rhetoric, improvisation, debate, etc.
9. Personality traits were tested.
10. Combat general anxiety and nervousness on stage.

## **Section-8 GROUP DISCUSSION**

1. Definition and Purpose
2. Operation:
3. Instructions
4. Take responsibility for GD
5. How to keep GD happy
6. Body language during GD
7. Types
8. GD personality traits tested
9. Mock DGs

## **Section-9 JOB TRAINING**

1. Listening, reading, and language comprehension/telephone skills (oral communication and listening exercises)
2. Interview
3. Specific activities in writing skills.
  - A. Write a business letter
  - B. Write log
  - C. Circular
  - D. Writing Application for Jobs.
  - E. Write a resume

## **Section-10 Presentation Skills**

1. View planning and structure
2. Tricks to relate to audiences and different types of audiences.
3. Effective use of Chalk & Talk, OHP, LCD, and PowerPoint.







**ASD Govt. Degree College for Women(A),Kakinada**  
**Jawahar Knowledge Centre (JKC)**

**Spoken English Skills –Class Test paper**

<p>8. Read the following advertisement and prepare a suitable letter. (1x1=1)</p> <p>Several positions in our Institute to teach in the primary section of a reputed school in Hyderabad. Candidates with experience and degree B.A., with the good performance. Send the resume for the higher positions. Apply with confidence.</p> <p>9. Answer ANY TWO of the following questions. (1x2=2)</p> <p>10. All of the words with correct form of the words given in the brackets. (1x4=4)</p> <p>(a) He looks _____ (sigh) at the news coming.</p> <p>(b) She is very _____ (delight) to meet.</p> <p>(c) She _____ (satisfy) her father's wish.</p> <p>(d) I _____ (delight) in it.</p> <p>(e) My mother was _____ (satisfy) with the result.</p>	<p align="center"><b>ASD GOVT. DEGREE COLLEGE FOR WOMEN</b> (Autonomous)          Graduate Course in  <b>Communication Skills - Exam</b></p> <p align="center">Time: 1 Hr. <span style="float:right">Max. Marks: 75</span></p>																
<p align="center"><b>PART - B</b> <b>WMA - 8026</b></p> <table border="0"> <tr> <td><b>Communication Skills</b></td> <td><b>Max. Marks: 20</b></td> </tr> <tr> <td>1. Grammar</td> <td>1x1=1</td> </tr> <tr> <td>2. Vocabulary</td> <td>1x1=1</td> </tr> <tr> <td>3. Understanding your friend's problem of your friend</td> <td>1x1=1</td> </tr> <tr> <td>4. Writing your friend's reply</td> <td>1x1=1</td> </tr> <tr> <td>5. Grammar (Structure)</td> <td>1x1=1</td> </tr> <tr> <td>6. Grammar</td> <td>1x1=1</td> </tr> <tr> <td>7. Grammar</td> <td>1x1=1</td> </tr> </table>	<b>Communication Skills</b>	<b>Max. Marks: 20</b>	1. Grammar	1x1=1	2. Vocabulary	1x1=1	3. Understanding your friend's problem of your friend	1x1=1	4. Writing your friend's reply	1x1=1	5. Grammar (Structure)	1x1=1	6. Grammar	1x1=1	7. Grammar	1x1=1	<p align="center"><b>PART - C</b></p> <p>11. Answer ANY TWO of the following topics in the about 20 to 25 lines each. (1x2=2)</p> <p>(a) Describe your college. (10 Lines max)</p> <p>(b) Write your mother's name - Address. (10 Lines max)</p> <p>(c) My favourite film is _____.</p> <p>12. Answer ANY TWO of the following topics in the about 20 to 25 lines each. (1x2=2)</p> <p>(a) My school.</p> <p>(b) My home.</p> <p>(c) My school and home. (10 Lines max)</p> <p>(d) My friend's name and address.</p> <p>13. Describe your daily routine. (1x1=1)</p> <p>Write in simple and you write in flow the routine you follow in the morning to go to the college in 100.</p> <p>14. You are writing your college friend. Write about the importance of communication skills and self study. Write a message between yourself and your friend. (1x1=1)</p>
<b>Communication Skills</b>	<b>Max. Marks: 20</b>																
1. Grammar	1x1=1																
2. Vocabulary	1x1=1																
3. Understanding your friend's problem of your friend	1x1=1																
4. Writing your friend's reply	1x1=1																
5. Grammar (Structure)	1x1=1																
6. Grammar	1x1=1																
7. Grammar	1x1=1																

<p>8. Answer the following questions in brief. (1x1=1)</p> <p>(a) What is the main purpose of the letter? (1x1=1)</p> <p>(b) What is the main purpose of the letter? (1x1=1)</p> <p>(c) What is the main purpose of the letter? (1x1=1)</p> <p>(d) What is the main purpose of the letter? (1x1=1)</p> <p>9. Answer any two of the following questions. (1x2=2)</p> <p>(a) The letter.</p> <p>(b) My friend's name.</p> <p>(c) My friend's address.</p> <p>(d) My friend's school.</p> <p>(e) My friend's college.</p> <p>(f) My friend's home.</p> <p>(g) My friend's school.</p> <p>(h) My friend's college.</p> <p>(i) My friend's home.</p> <p>(j) My friend's school.</p> <p>(k) My friend's college.</p> <p>(l) My friend's home.</p>	<p>10. Write a message between yourself and your friend. (1x1=1)</p> <p>(a) My friend's name.</p> <p>(b) My friend's address.</p> <p>(c) My friend's school.</p> <p>(d) My friend's college.</p> <p>(e) My friend's home.</p> <p>(f) My friend's school.</p> <p>(g) My friend's college.</p> <p>(h) My friend's home.</p> <p>(i) My friend's school.</p> <p>(j) My friend's college.</p> <p>(k) My friend's home.</p> <p>(l) My friend's school.</p> <p>(m) My friend's college.</p> <p>(n) My friend's home.</p> <p>(o) My friend's school.</p> <p>(p) My friend's college.</p> <p>(q) My friend's home.</p> <p>(r) My friend's school.</p> <p>(s) My friend's college.</p> <p>(t) My friend's home.</p> <p>(u) My friend's school.</p> <p>(v) My friend's college.</p> <p>(w) My friend's home.</p> <p>(x) My friend's school.</p> <p>(y) My friend's college.</p> <p>(z) My friend's home.</p>
---	---

**ASD Govt. Degree College for Women(A),Kakinada**  
**Jawahar Knowledge Centre (JKC)**

**Certificate issued for Spoken English Skills – Training classes**





A.S.D GOVT. DEGREE COLLEGE FOR WOMEN  
(AUTONOMOUS)  
(Re – Accredited by NAAC with ‘B’ Grade)  
KAKINADA, E.G. Dt., A.P.

**DEPARTMENT OF SANSKRIT**



**CERTIFICATE COURSE**

2021-22

**I & II B.A/BCOM/BSC**

From  
Mr. A. Mathew,  
In-charge, Department of Distance  
Education, Government College for Women,  
Kottayam

To  
The Principal,  
A.S.O. (Self-Degree) using Distance  
Education


Respected Madam,

Ref: Department of Distance Education for creating a  
Certificate course in 'General English' by Dr. P. Anandakrishnan, Joint Director  
in Distance, during the academic year 2022-23.

\*\*\*

I submit that the Department of Distance is going to conduct  
a certificate course in 'General English' for the academic year 2022-23  
from 05.09.2022 to 30.08.2023 for the students to provide individual  
in distance. The course curriculum is attached in detail.

Name of the programme	conducted by	Duration
Certificate Course	Department of Distance	3 months (05.09.2022)

Yours faithfully,  
  
Mr. A. Mathew, In-charge  
In-charge, Department of Distance

  
Principal

A.S.D GOVT. DEGREE COLLEGE FOR WOMEN (A)  
(Re - Accredited by NAAC with 'B' Grade in cycle III  
Affiliated to Adikavi Nannaya University, Rajamahendravaram  
Kakinada-533002, Andhra Pradesh.

**DEPARTMENT OF SANSKRIT**

Exprience who want to learn Sanskrit from the basics

This course focuses on spoken Sanskrit as well as basic grammar of the language.

It is seen that students can read, write and understand simple Sanskrit in this course.

This course can be joined by anybody, who is interested to learn Sanskrit and started to do so.

Learn Sanskrit पठतु संकुपम्

अ

contact: S.Madhani  
on Any Language  
Dr. A. Anura Devi,  
guest lecturer contact

COME ENRICH  
BECOME EXPERT  
IN  
SANSKRIT

Duration:  
24.08.2022 to 11.11.2022

Course Fee: Rs.1200



CIRCULAR

The Department of English is going to conduct  
a Certificate Course in "English Language" (Specialization)  
to provide 12000 marks in English. The Certificate Course  
starts from 20-9-20 to 20-1-2021. Interested students  
can get the form at O.P. Room No. 20202 in English

Time - 9AM to 12PM  
Date - Department of English

Dr. C. S.  
Principal  
20-9-20

V. S. S.

A.S.D.GOVERNMENT DEGREE COLLEGE FOR WOMEN (A),  
KAKINADA

DEPARTMENT OF SANSKRIT

Date	24.08.to 20.11.22
Conducted through (DRC/JKC/ELF/NSS Departments etc.)	Department of Sanskrit
Nature of Activity (Seminar /Work shop/Extent lecture etc.)	<b>Certificate course</b>
Title of the Activity	sarala&sugama
Name of the Department/Committee	Department of Sanskrit
Details of resources persons(Name, Designation etc.,)	DR.R.Aruna devi
No. of. Students Participated	70
Brief Report on the Activity	This course is meant for beginners who want to learn Sanskrit from the basics. This course focuses on spoken Sanskrit as well as basic grammar of the language.it is seen that student can read, write and understand simple Sanskrit by this course. This course can be joined by anybody who is intersted to learn Sanskrit and standard x th is the basic eligibility of this course
Name of the Lecturers who planned & conducted the Activity	DR.R.Aruna devi. Guest faculty in Sanskrit
Signature of the dept.in charge /Convener of The Committee	K.Madhavi Lec.inc.Lecturer in Telugu
Signature of the Principal	
Remarks	

S.NO	GROUP	REG.NO	NAME OF THE STUDENT
1	BCOM,C.A	2123002	D.MADHU SRI
2	BCOM,C.A	2123004	K.SNEHA LATHA
3	BCOM,C.A	2123005	N.MOUNIKA DEVI
4	BCOM,C.A	2123006	P.DIVYA
5	BCOM,C.A	2123007	P.BHAVANI
6	BCOM,C.A	2123008	T.MAHALAKSHMI
7	BCOM,C.A	2123009	T.LAKSHMI SRAVANI
8	BSC,CBZ	2138004	A,VANDANA
9	BSC,CBZ	2138005	A.SRAVANI
10	BSC,CBZ	2138006	B.VANDANA
11	BSC,CBZ	2138007	J.SRUJANA
12	BSC,CBZ	2138008	L.R.N.S.DURGA ANASUYA
13	BSC,CBZ	2138009	M.SRAVANI
14	BSC,CBZ	21380010	M.VIJAYA LAKSHMI
15	BSC,CBZ	21380011	P.SAI PRASANNA
16	BSC,CBZ	21380012	T.RAMA LAKSHMI
17	BSC,CBZ	21380013	T.DEVI
18	BSC.CBHT	2139001	A.HARISHA
19	BSC.CBHT	2139002	B.SUJITHA
20	BSC.CBHT	2139003	G.LAKSHMI HARIKA
21	BSC.CBHT	2139004	G.PRATHIBA
22	BSC.CBHT	2139005	G.MEGHANA
23	BSC.CBHT	2139006	K.NAGA SUSHMASRI
24	BSC.CBHT	2139007	T.ARUNA
25	BSC.CBHT	2136001	G.YAMINI
26	BSC.CBHT	2136002	MOHAMMED RIZWANA
27	BSC.CBHT	2136003	M.ANGEL SUGUNA
28	BSC.CBHT	2136004	M.EASTHERU RANI
29	BSC,HSC	2140005	B.SINDHUJA
30	BSC,HSC	2140007	G.REMALYA BHAVITHA
31	BSC,HSC	2140008	K.SAI SWATHI DEVI
32	BSC,HSC	2140011	P.MAHALAKSHMI
33	BSC,HSC	2140013	P.RAJESWARI
34	BSC,HSC	2140014	S.AMBIKA
35	BSC.MPCS	2132005	A.SRI DURGA
36	BSC.MPCS	2132006	A.AKSHAYA
37	BSC.MPCS	2132007	B.SEERISHA
38	BSC.MPCS	2132008	B.SAHITHI
39	BSC.MPCS	2132009	CH.RUKMIMI SRI
40	BSC.MPCS	2132010	CH.CHANDRIKA ANUSHA
41	BSC.MPCS	2132011	CH.VISHNU SRI
42	BSC.MPCS	2132012	CH.JYOTHI
43	BSC.MPCS	2132013	G.SRAVANI
44	BSC.MPCS	2132014	G.SHARON GRACE

45	BSC.MPCS	2132015	K.KAVYA
46	BSC.MPCS	2132016	K.LAKSHMI LAVANYA
47	BSC.MPCS	2132017	K.RAMA TULASI
48	BSC.MPCS	2132018	K.SATYA SOWJANYA
49	BSC.MPCS	2132019	K.JAYASRI
50	BSC.MPCS	2132020	L.PADMAVATHI
51	BSC.MPCS	2132021	P.KAVYASRI SATYA
52	BSC.MPCS	2132022	P.DHANA JAYA
53	BSC.MPCS	2132023	P.NIKITHA
54	BSC.MPCS	2132024	P.PARVATHI
55	BSC.MPCS	2132025	P.SYAMALA
56	BSC.MPCS	2132026	R.JYOTHI
57	BSC.MPCS	2132027	S.KUMARI SRI GANGA
58	BSC.MPCS	2132028	S.DEEPIKA
59	BSC.MPCS	2132029	S.SURYA PRASANNA
60	BSC.MPCS	2132030	S.BHARATHI DEVI
61	BSC.MPCS	2132031	S.LAVANYA
62	BSC.MPC	2137002	B.MANASA.
64	BSC.MPC	2137004	CH.SATYA.
65	BSC.MPC	2137005	CH.RAMYA SRI.
66	BSC.MPC	2137006	D.LAKSHMI KEERTHI
67	BSC.MPC	2137007	G.NAVYA
68	BSC.MPC	2137008	K.DEVI
69	BSC.MPC	2137009	K.SANNDHYA
70	BSC.MPC	2137010	K.ASHA LATHA
71	BSC.MPC	2137011	K.REENA
72	BSC.MPC	2137012	M.MALINI
73	BSC.MPC	2137013	M.SUDHA SRI
74	BSC.MPC	2137014	M.NAVYA SRI
75	BSC.MPC	2137015	M.KEERTHI
76	BSC.MPC	2137016	M.DEVI SRI DEEPTHI
77	BSC.MPC	2137017	N.JOSHNAVI
78	BSC.MPC	2137018	O.KANAKA MAHALAKSHMI
79	BSC.MPC	2137019	P.BHAVANAI
80	BSC.MPC	2137020	P.JHANSI
81	BSC.MPC	2137022	P.LAVANYA SATYA
82	BSC.MPC	2137023	T.KALYANI
83	BSC.MPC	2137024	V.SURYA VIJAYA SRI
84	BSC.MPC	2137025	Y.SAI NIKITHA
85	B.A,HE.P	2114009	O.DHANA SYAMALA
86	B.A,HE.P	2114010	P.VYSHNAVI
87	B.A,HE.P	2114011	P.JAYA SRAVANI
88	B.A,T.H.P	2115002	P.YAMUNA
89	BCOM,SECTION -C	2124005	B.SATYA DEVI

90	BCOM,SECTION -C	2124006	D.JHANSI LAKSHMI
91	BCOM,SECTION -C	2124007	D.SYAMALAMBIKA
92	BCOM,SECTION -C	2124008	E.SUSMITHA LAHARI
93	BCOM,SECTION -C	2124009	K.SURYA TEJASWINI
94	BCOM,SECTION -C	2124010	K.AISHWARYAMBIKA
95	BCOM,SECTION -C	21240011	P.MANIKANTA SAI SIRISHA
96	BSC,CBMB	2134004	B.SRI DURGA
97	BSC,CBMB	2134005	B.ASHA JYOTHI
98	BSC,CBMB	2134006	G.PRASANNA
99	BSC,CBMB	2134007	G.SWATHI
100	BSC,CBMB	2134008	I.ANNAPURNA
101	BSC,CBMB	2134009	K.DURGA BHAVANI
102	BSC,CBMB	2134010	P.DIVYA
103	BSC,CBMB	2134011	P.VIJAYA KEERTHI
104	BCOM,SECTION- B	2122003	B.BHAGYA SRI
105	BCOM,SECTION- B	2122004	CH.SHIRISHA
106	BCOM,SECTION- B	2122005	CH.NAGAMANI
107	BCOM,SECTION- B	2122006	R.MAHA LAKSHMI
108	BCOM,SECTION- B	2122007	R.SUPRIYA
109	BCOM,SECTION- B	2122008	S.JYOTHI
110	BSC,CZAQT	2136001	G.YAMINI
111	BSC,CZAQT	2136002	MOHAMMED RIZWANA
112	BSC,CZAQT	2136003	M.ANGEL SUGUNA
113	BSC,CZAQT	2136004	EASTERU RANI
114	B.A.H.E.P	2114012	Y.REHANA

A.S.D.GOVERNMENT DEGREE COLLEGE FOR WOMEN (A),  
KAKINADA

DEPARTMENT OF SANSKRIT

Certificate course on”Sarala&Sugama”

Duration:45 days  
24.08.2022-20.11.2022

Venue:Sanskrit Department  
Time:9.A.M-10.A.M

S.NO	Name of the topic	
1	Our beautiful Surroundings	Dr.R.Aruna Devi
2	Our family& body	
3	look, read, understand	
4	use of this/that/yours/ours	
5	infinitives	
6	favorite verses	
7	everything is possible means	
8	who, which characters	
9	use of infinites	
10	specific verbs	
11	time/count	
12	proverbs	
13	second inflection	
14	shabda rupani	
15	sandatta	
16	pratyayani	
17	transelation	
18	priya slokas	
19	laghu katha	
20	essay writeing	

Register.no	Name	24. 08. 22	26. 8.2 2	27.8. 22	28.8. 22	29.8.22	30.8.22	31.9 .22
2123002	D.MADHU SRI	P	P	P	P	P	P	P
2123004	K.SNEHA LATHA	P	P	P	P	P	P	P
2123005	N.MOUNIKA DEVI	P	P	P	P	P	P	P
2123006	P.DIVYA	P	P	P	P	P	P	P
2123007	P.BHAVANI	P	P	P	P	P	P	P
2123008	T.MAHALAKSHMI	P	P	P	P	P	P	P
2123009	T.LAKSHMI SRAVANI	P	P	P	P	P	P	P
2138004	A,VANDANA	P	P	P	P	P	P	P
2138005	A.SRAVANI	P	P	P	P	P	P	P
2138006	B.VANDANA	P	P	P	P	P	P	P
2138007	J.SRUJANA	P	P	P	P	P	P	P
2138008	L.R.N.S.DURGA ANASUYA	P	P	P	P	P	P	P
2138009	M.SRAVANI	P	P	P	P	P	P	P
21380010	M.VIJAYA LAKSHMI	P	P	P	P	P	P	P
21380011	P.SAI PRASANNA	P	P	P	P	P	P	P
21380012	T.RAMA LAKSHMI	P	P	P	P	P	P	P
21380013	T.DEVI	P	P	P	P	P	P	P
2139001	A.HARISHA	P	P	P	P	P	P	P
2139002	B.SUJITHA	P	P	P	P	P	P	P
2139003	G.LAKSHMI HARIKA	P	P	P	P	P	P	P
2139004	G.PRATHIBA	P	P	P	P	P	P	P
2139005	G.MEGHANA	P	P	P	P	P	P	P
2139006	K.NAGA SUSHMASRI	P	P	P	P	P	P	P
2139007	T.ARUNA	P	P	P	P	P	P	P
2136001	G.YAMINI	P	P	P	P	P	P	P
2136002	MOHAMMED RIZWANA	P	P	P	P	P	P	P
2136003	M.ANGEL SUGUNA	P	P	P	P	P	P	P

2136004	M.EASTHERU RANI	P	P	P	P	P	P	P
2140005	B.SINDHUJA	P	P	P	P	P	P	P
2140007	G.REMALYA BHAVITHA	P	P	P	P	P	P	P
2140008	K.SAI SWATHI DEVI	P	P	P	P	P	P	P
2140011	P.MAHALAKSHMI	P	P	P	P	P	P	P
2140013	P.RAJESWARI	P	P	P	P	P	P	P
2140014	S.AMBIKA	P	P	P	P	P	P	P
2132005	A.SRI DURGA	P	P	P	P	P	P	P
2132006	A.AKSHAYA	P	P	P	P	P	P	P
2132007	B.SEERISHA	P	P	P	P	P	P	P
2132008	B.SAHITHI	P	P	P	P	P	P	P
2132009	CH.RUKMIMI SRI	P	P	P	P	P	P	P
2132010	CH.CHANDRIKA ANUSHA	P	P	P	P	P	P	P
2132011	CH.VISHNU SRI	P	P	P	P	P	P	P
2132012	CH.JYOTHI	P	P	P	P	P	P	P
2132013	G.SRAVANI	P	P	P	P	P	P	P
2132014	G.SHARON GRACE	P	P	P	P	P	P	P
2132015	K.KAVYA	P	P	P	P	P	P	P
2132016	K.LAKSHMI LAVANYA	P	P	P	P	P	P	P
2132017	K.RAMA TULASI	P	P	P	P	P	P	P
2132018	K.SATYA SOWJANYA	P	P	P	P	P	P	P
2132019	K.JAYASRI	P	P	P	P	P	P	P
2132020	L.PADMAVATHI	P	P	P	P	P	P	P
2132021	P.KAVYASRI SATYA	P	P	P	P	P	P	P
2132022	P.DHANA JAYA	P	P	P	P	P	P	P
2132023	P.NIKITHA	P	P	P	P	P	P	P
2132024	P.PARVATHI	P	P	P	P	P	P	P
2132025	P.SYAMALA	P	P	P	P	P	P	P
2132026	R.JYOTHI	P	P	P	P	P	P	P



2132027	S.KUMARI SRI GANGA	P	P	P	P	P	P	P
2132028	S.DEEPIKA	P	P	P	P	P	P	P
2132029	S.SURYA PRASANNA	P	P	P	P	P	P	P
2132030	S.BHARATHI DEVI	P	P	P	P	P	P	P
2132031	S.LAVANYA	P	P	P	P	P	P	P
2137002	B.MANASA.	P	P	P	P	P	P	P
2137004	CH.SATYA.	P	P	P	P	P	P	P
2137005	CH.RAMYA SRI.	P	P	P	P	P	P	P
2137006	D.LAKSHMI KEERTHI	P	P	P	P	P	P	P
2137007	G.NAVYA	P	P	P	P	P	P	P
2137008	K.DEVI	P	P	P	P	P	P	P
2137009	K.SANNDHYA	P	P	P	P	P	P	P
2137010	K.ASHA LATHA	P	P	P	P	P	P	P
2137011	K.REENA	P	P	P	P	P	P	P
2137012	M.MALINI	P	P	P	P	P	P	P
2137013	M.SUDHA SRI	P	P	P	P	P	P	P
2137014	M.NAVYA SRI	P	P	P	P	P	P	P
2137015	M.KEERTHI	P	P	P	P	P	P	P
2137016	M.DEVI SRI DEEPTHI	P	P	P	P	P	P	P
2137017	N.JOSHNAVI	P	P	P	P	P	P	P
2137018	O.KANAKA MAHALAKSHMI	P	P	P	P	P	P	P
2137019	P.BHAVANAI	P	P	P	P	P	P	P
2137020	P.JHANSI	P	P	P	P	P	P	P
2137022	P.LAVANYA SATYA	P	P	P	P	P	P	P
2137023	T.KALYANI	P	P	P	P	P	P	P
2137024	V.SURYA VIJAYA SRI	P	P	P	P	P	P	P
2137025	Y.SAI NIKITHA	P	P	P	P	P	P	P
2114009	O.DHANA SYAMALA	P	P	P	P	P	P	P
2114010	P.VYSHNAVI	P	P	P	P	P	P	P

2114011	P.JAYA SRAVANI	P	P	P	P	P	P	P
2115002	P.YAMUNA	P	P	P	P	P	P	P
2124005	B.SATYA DEVI	P	P	P	P	P	P	P
2124006	D.JHANSI LAKSHMI	P	P	P	P	P	P	P
2124007	D.SYAMALAMBIKA	P	P	P	P	P	P	P
2124008	E.SUSMITHA LAHARI	P	P	P	P	P	P	P
2124009	K.SURYA TEJASWINI	P	P	P	P	P	P	P
2124010	K.AISHWARYAMBIKA	P	P	P	P	P	P	P
21240011	P.MANIKANTA SAI SIRISHA	P	P	P	P	P	P	P
2134004	B.SRI DURGA	P	P	P	P	P	P	P
2134005	B.ASHA JYOTHI	P	P	P	P	P	P	P
2134006	G.PRASANNA	P	P	P	P	P	P	P
2134007	G.SWATHI	P	P	P	P	P	P	P
2134008	I.ANNAPURNA	P	P	P	P	P	P	P
2134009	K.DURGA BHAVANI	P	P	P	P	P	P	P
2134010	P.DIVYA	P	P	P	P	P	P	P
2134011	P.VIJAYA KEERTHI	P	P	P	P	P	P	P
2122003	B.BHAGYA SRI	P	P	P	P	P	P	P
2122004	CH.SHIRISHA	P	P	P	P	P	P	P
2122005	CH.NAGAMANI	P	P	P	P	P	P	P
2122006	R.MAHA LAKSHMI	P	P	P	P	P	P	P
2122007	R.SUPRIYA	P	P	P	P	P	P	P
2122008	S.JYOTHI	P	P	P	P	P	P	P
2136001	G.YAMINI	P	P	P	P	P	P	P
2136002	MOHAMMED RIZWANA	P	P	P	P	P	P	P
2136003	M.ANGEL SUGUNA	P	P	P	P	P	P	P
2136004	EASTERU RANI	P	P	P	P	P	P	P
2114012	Y.REHANA	P	P	P	P	P	P	P

## 18. सङ्ख्या

शब्द-पदान् आङ्गभ्याम् विभक्त्यानेषु लिखत च

1	१	एकम्	19	१९	सकलम्
2	२	द्वे	20	२०	विधितिः
3	३	तिस्रि	21	२१	सकलविधितिः
4	४	चत्वारि	22	२२	द्विविधितिः
5	५	पञ्च	23	२३	त्रिविधितिः
6	६	षट्	24	२४	चतुर्विधितिः
7	७	सप्त	25	२५	पञ्चविधितिः
8	८	अष्ट	26	२६	षड्विधितिः
9	९	नव	27	२७	सप्तविधितिः
10	१०	दश	28	२८	अष्टविधितिः
11	११	एकादश	29	२९	नवविधितिः
12	१२	द्वादश	30	३०	दशम्
13	१३	त्रयोदश	31	३१	एकविंशत्
14	१४	चतुर्दश	32	३२	द्विविंशत्
15	१५	पञ्चदश	33	३३	त्रयोविंशत्
16	१६	षोडश	34	३४	चतुर्विंशत्
17	१७	सप्तदश	35	३५	पञ्चविंशत्
18	१८	अष्टदश	36	३६	षट्त्रिंशत्

## 12. सर्वे प्रातः शौघ्रम् उत्तिष्ठन्ति



सर्वे प्रातः शौघ्रम् उत्तिष्ठन्ति । बालः, विद्यायां विद्यमानो ज्ञानं विना, ज्ञानम्  
 ज्ञानं न ज्ञानम् । सर्वे ज्ञानयानं गच्छन्ति । बालः, ज्ञानं ज्ञानम्, शौघ्रम्, ज्ञानम् न  
 कुर्वन्ति । ज्ञानम् ज्ञानयानम् ।

सर्वे ज्ञानयानं कुर्वन्ति । ज्ञानयानं कुर्वन्ति । विद्यायां ज्ञानं कुर्वन्ति । ज्ञानयानं  
 ज्ञानम् । विद्यायां ज्ञानम् । विद्यायां ज्ञानं ज्ञानम्, ज्ञानं कुर्वन्ति, ज्ञानम्, विद्यायां,  
 शौघ्रम् न । ज्ञानयानं न ज्ञानम्, ज्ञानयानम् । ज्ञानम्, ज्ञानम् । ज्ञानम्, ज्ञानम्,  
 शौघ्रम् । ज्ञानयानं कुर्वन्ति । ज्ञानयानं ज्ञानम् । विद्यायां, विद्यायां ज्ञानम्, ज्ञानं न ज्ञानं  
 ज्ञानम् ।

सर्वे ज्ञानयानं ज्ञानयानं कुर्वन्ति । सर्वे ज्ञानयानं ज्ञानयानं कुर्वन्ति । सर्वे ज्ञानं  
 ज्ञानम् । ज्ञानयानं ज्ञानयानं ज्ञानम् । ज्ञानयानं ज्ञानं ज्ञानम् । ज्ञानं, ज्ञानं, सर्वे ज्ञानं  
 ज्ञानम् ।

1	ज्ञानं	ज्ञानम्	ज्ञानं ज्ञानं, ज्ञानयानम्
2	ज्ञानं	ज्ञानम्	ज्ञानं ज्ञानम्
3	ज्ञानं	ज्ञानम्	ज्ञानं ज्ञानम्
4	ज्ञानं	ज्ञानम्	ज्ञानं ज्ञानम्
5	ज्ञानं	ज्ञानम्	ज्ञानं ज्ञानम्
6	ज्ञानं	ज्ञानम्	ज्ञानं ज्ञानम्
7	ज्ञानं	ज्ञानम्	ज्ञानं ज्ञानम्
8	ज्ञानं	ज्ञानम्	ज्ञानं ज्ञानम्
9	ज्ञानं	ज्ञानम्	ज्ञानं ज्ञानम्
10	ज्ञानं	ज्ञानम्	ज्ञानं ज्ञानम्
11	ज्ञानं	ज्ञानम्	ज्ञानं ज्ञानम्
12	ज्ञानं	ज्ञानम्	ज्ञानं ज्ञानम्

# 15. 'अस्मिन्' कृत्वास्य प्रयोगः

(उपसर्गस्य)

अस्मि अस्मिन् अस्मिन्

अस्मि (एकवचनम्)  
(अस्मिन्, इ)



अस्मि अस्मिन् ।



अस्मि अस्मिन् ।

अस्मि (द्विवचनम्)

(अस्मिन्, त्वेभ्यम्)



अस्मि अस्मिन् ।



अस्मि अस्मिन् ।

अस्मि (त्रिवचनम्)

(अस्मिन्, त्वेभ्यम्)



अस्मि अस्मिन् ।



अस्मि अस्मिन् ।

## उदाहरणम्

1. अस्मिन् अस्मिन्, अस्मिन् अस्मिन् च -

अस्मि	अस्मि	अस्मिन्, अस्मिन्
अस्मिन्	अस्मिन्	अस्मिन्, अस्मिन्
अस्मिन्	अस्मिन्	अस्मिन्, अस्मिन्
अस्मिन्	अस्मिन्	अस्मिन्, अस्मिन्

अस्मि - अस्मि अस्मिन् अस्मिन् ।  
अस्मिन् - अस्मि अस्मिन् अस्मिन् ।  
अस्मिन् - अस्मि अस्मिन् अस्मिन् ।





२. एषः मम पुञ्जालयः  
( 'एष' - 'अम्' - प्रयोगः )



एषः पुञ्जालयः। एषः - पुञ्जः, पुञ्जालयः। एषस्य मम पुञ्जालयः अस्ति। मम् ममम् अस्ति।  
विद्यालयः अस्ति। एषु ममम् अस्ति। एषम् अस्ति। एषस्य मम विद्यालयः - पुञ्जालयः। एषे  
एषः। पुञ्जालयः एषस्य। एषे ममम्। पुञ्जालयः अस्ति। एषः। एषस्य पुञ्जालयः।  
पुञ्जालयम् एषम् अस्ति। एषे एषे एषे अस्ति। एषे एषे ममम् एषम्।

उदाहरणः -

एषः - मम पुञ्जालयः। पुञ्जालयः, पुञ्जः, मम। एषः, एषः, एषः। एषः एषः।  
अस्ति - मम पुञ्जालयः। एषः - एषे एषे।

उदाहरणम् -

- एषः विद्यालयः ममम् एषः। विद्यालयः एषः। एषस्य, एषे, एषः, एषः, एषः, एषः। एषे एषः। एषस्य एषः।
- एषः एषः, एषस्य, एषे, एषः। एषे एषः। एषम् (एषः) एषे एषः।  
एषः अस्ति।
- 'म', 'मम्', 'मे' एषे एषः। 'मम्' (एषः) एषे एषः। एषः एषः। एषः।  
एषः। एषः। एषः। एषः। एषः। एषः।









# A.S.D. GOVERNMENT DEGREE COLLEGE (W) (A) KAKINADA

We Accredited by NAAC with 'B' Grade in Cycle III  
Affiliated to Andhra University, Visakhapatnam


## Certificate Course

This is to certify that Mr. G. Naga B.Sc (M.B.C)

of B.L. B.Cam. B.No. 10000 has successfully completed 90-days training in Sanskrit & Regional  
certificate course by Department of Sanskrit between 24.08.2023 to 24.11.2023



  
K. MAHESH  
Principal

  
Dr. V. ASHA DEVI  
Head of Department

  
M. SRINIVASA  
In-charge

  
M. V. VENKATESH KUMAR  
Faculty



# A.S.D. GOVERNMENT DEGREE COLLEGE (W) (A) KAKINADA

As Accredited by NAAC with 'B' Grade in Cycle III  
Affiliated to Andhra State University, Visakhapatnam

## Certificate Course

This is to certify that Mr. S. Vijaya Kumar, B.Sc. (C.S.M.S.)

of U.A. B.Cook, R.No. 115511 has his undergone 90 - days training in Service & Safety

certificate course by Department of Studies between 16.09.2023 to 20.11.2023.



  
V. MAHESH  
Head of Department

  
M. SRINIVASULU  
Head of Department

  
M. SRINIVASULU  
Head of Department

  
M. SRINIVASULU  
Head of Department



# A.S.D. GOVERNMENT DEGREE COLLEGE (W) (A) KAKINADA

Pro-Accredited by NAAC with 'B' Grade in Cycle III  
(Affiliated to Acharya Nageswara University, Rajamahendravaram)


## Certificate Course

This is to certify that Mr. S. Anjika B.S.C (A.S.C)

of B.A., B.Com., B.Sc., DISTED has been undergoing 90 - days training in Sanskrit & Samskrt

certificate course by Department of Sanskrit between 21.07.2023 to 20.11.2023



  
**A. MADHAV**  
Principal, Dept. of Sanskrit

  
**Dr. N. SRINIVASA DEVI**  
Head, Department of Sanskrit

  
**M. SIVARAJULU**  
Head, Sanskrit

  
**Dr. N. ANANTHA LAKSHMI**  
Head, Sanskrit

1) Which of the following is not a part of the ... ?

- A. ...
- B. ...
- C. ...
- D. ...

( )

2) Which of the following is not a part of the ... ?

- A. ...
- B. ...
- C. ...
- D. ...

( )

3) Which of the following is not a part of the ... ?

- A. ...
- B. ...
- C. ...
- D. ...

( )

4) Which of the following is not a part of the ... ?

- A. ...
- B. ...
- C. ...
- D. ...

( )

5) Which of the following is not a part of the ... ?

- A. ...
- B. ...
- C. ...
- D. ...

( )

1. Which of the following is the correct order of the following? (1)  
a. 1, 2, 3, 4  
b. 2, 1, 3, 4  
c. 3, 2, 1, 4  
d. 4, 3, 2, 1

2. The correct order of the following is (1)  
a. 1, 2, 3, 4  
b. 2, 1, 3, 4  
c. 3, 2, 1, 4  
d. 4, 3, 2, 1

3. The correct order of the following is (1)  
a. 1, 2, 3, 4  
b. 2, 1, 3, 4  
c. 3, 2, 1, 4  
d. 4, 3, 2, 1

4. The correct order of the following is (1)  
a. 1, 2, 3, 4  
b. 2, 1, 3, 4  
c. 3, 2, 1, 4  
d. 4, 3, 2, 1

5. The correct order of the following is (1)  
a. 1, 2, 3, 4  
b. 2, 1, 3, 4  
c. 3, 2, 1, 4  
d. 4, 3, 2, 1

11. Translate from English to Sanskrit using the correct word.

- A. नः उरिं जगदनि
- B. नः उरिं जगदी
- C. नः उरिं जगदि
- D. नः उरिं जगदु

( )

12. Choose the appropriate word for the correct meaning.

- A. उरिं जगदु
- B. उरिं जगदी
- C. उरिं जगदि
- D. उरिं जगदु

13. Translate from English to Sanskrit using the correct word.

- A. उरिं जगदी
- B. उरिं जगदि
- C. उरिं जगदु
- D. उरिं जगदु

14. Fill in the blank with the correct word.

- A. उरिं
- B. उरिं
- C. उरिं
- D. उरिं

15. Translate from English to Sanskrit using the correct word.

- A. उरिं जगदी
- B. उरिं जगदि
- C. उरिं जगदु
- D. उरिं जगदु



14. निम्नलिखित में से सही चुनिए।

(1)

संयुक्त शक्ति

- A. शक्ति, शक्ति
- B. शक्ति, शक्ति
- C. शक्ति, शक्ति
- D. शक्ति, शक्ति

15. निम्नलिखित में से सही चुनिए।

(1)

- A. जो शक्ति शक्ति शक्ति शक्ति शक्ति
- B. जो शक्ति शक्ति शक्ति शक्ति शक्ति
- C. जो शक्ति शक्ति शक्ति शक्ति शक्ति
- D. जो शक्ति शक्ति शक्ति शक्ति शक्ति

16. निम्नलिखित में से सही चुनिए।

(1)

- a. जो शक्ति शक्ति शक्ति शक्ति
- b. जो शक्ति शक्ति शक्ति शक्ति
- c. जो शक्ति शक्ति शक्ति शक्ति
- d. जो शक्ति शक्ति शक्ति शक्ति

17. निम्नलिखित में से सही चुनिए।

(1)

- a. जो शक्ति शक्ति शक्ति शक्ति शक्ति
- b. जो शक्ति शक्ति शक्ति शक्ति शक्ति
- c. जो शक्ति शक्ति शक्ति शक्ति शक्ति
- d. जो शक्ति शक्ति शक्ति शक्ति शक्ति

18. निम्नलिखित में से सही चुनिए।

(1)

- a. जो शक्ति शक्ति शक्ति शक्ति शक्ति
- b. जो शक्ति शक्ति शक्ति शक्ति शक्ति
- c. जो शक्ति शक्ति शक्ति शक्ति शक्ति
- d. जो शक्ति शक्ति शक्ति शक्ति शक्ति










# A.S.D. GOVERNMENT DEGREE COLLEGE (W) (A) HAKINADA

Up-Accredited by NAAC with 'B' Grade in Cycle III  
Affiliated to Gulbarga University, Karnataka

## Certificate Course

This is to certify that Mr. F. Jaya Sashree B.A. (B.C.P.)  
of B.A., B.Com., B.Sc., III SEM has undergone 90 days training in Sanskrit & Signment  
certificate course in Department of Sanskrit between 24.08.2022 to 20.11.2022

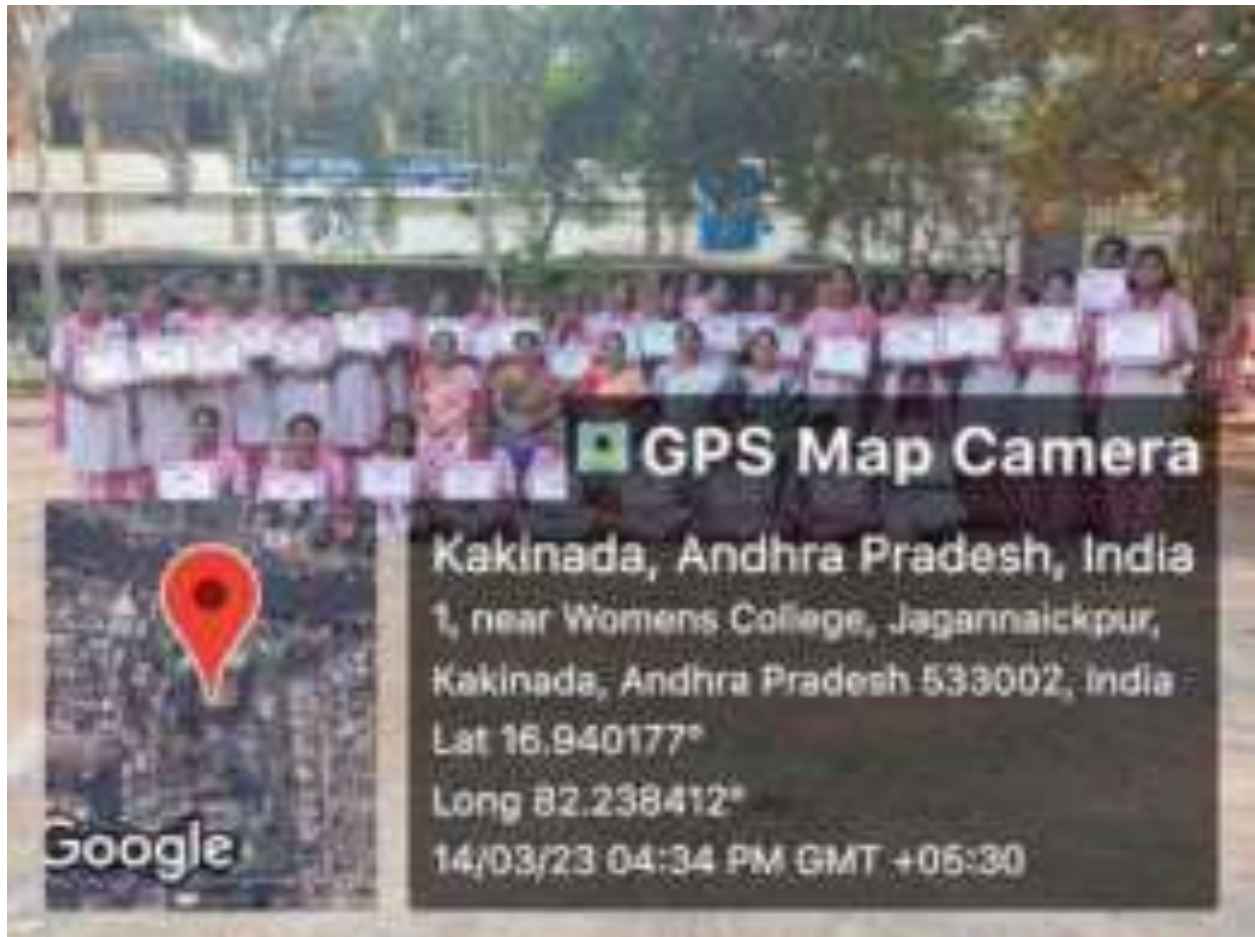


  
**K. SACHAV**  
Principal

  
**Dr. H. ANSA DEVI**  
Head, Sanskrit Department

  
**H. SUVARCHALA**  
Head, English

  
**Dr. V. ANANTHA LAKSHMI**  
Principal





**A.S.D. GOVERNMENT DEGREE COLLEGE FOR WOMEN (A)  
KAKINADA**

**CERTIFICATE COURSE ON  
RESEARCH METHODOLOGY IN TELUGU  
Duration 45 days (from 07-02-2022 to 31-03-2022)**

**List of students enrolled into course**

S. No	Regd. No.	Name of the student	Class
1	1912001	K. SEETHA MAHALAKSHMI	III BA THP
2	1912003	S. BHAVANI	III BA THP
3	1912004	V.KEERTHANA	III BA THP
4	1912005	A. BANGARU	III BA THP
5	1912009	CH. ASHA JYOTHI	III BA THP
6	1912010	CH. BHARGAVI	III BA THP
7	1912011	G. MOUNIKADEVI	III BA THP
8	1912012	I.SATHYA MOUNIKA	III BA THP
9	1912014	K. SASIKALA	III BA THP
10	1912015	K. SATYA VENI	III BA THP
11	1912016	K. JYOTHI	III BA THP
12	1912017	K. VEERA VENI	III BA THP
13	1912019	MOHAMMAD NAZMA	III BA THP
14	1912021	P. MANJU	III BA THP
15	1912024	V. SRIVIJAYA	III BA THP
16	1912025	V. DEVI	III BA THP
17	1912026	V. BHAVANI	III BA THP





**A.S.D. GOVERNMENT DEGREE COLLEGE FOR WOMEN (A)**

(Be Accredited with 'B' by NAAC in cycle 2)  
(Affiliated to Adikavi Nannaya University)  
Jagannadapuram, Mahabubnagar



**CULTURAL COMMITTEE  
CERTIFICATE COURSE**

on

*Research Methodology in Telugu*



*Objectives:*

- ↓ Create interest on Research.
- ↓ make students learn basics in Research methodology
- ↓ carry forward the research in Telugu



For : All B.A./ B.Com./ B.Sc.  
students

Timings : from 4.00 pm to 6.00 pm

Venue : Room no. 30

*For details contact :*

Dr. D. Krishna Gayatri

K. Madhavi

Dr. K. Syamala Devi

**COURSE DURATION**

**07-08-2022 TO**

**31-08-2022**



# A.S.D. GOVT. DEGREE COLLEGE FOR WOMEN

AUTONOMOUS

(Accredited with NAAC 'B' Grade)

Jagannaickpur, Kakinada - 533 002, A.P.

DEPARTMENT OF TELUGU

**Certificate**

This is to certify that Ms. et. Balgani  
of M.A./B.Com./M.Sc., I/II/III year has undergone 45-day Training in

Research Methodology organized by Department of Telugu between

07-02-2022 to 21-02-2022

M. Madhavi

Lecturer in Telugu

Dr.K.Syamshila Devi

Lecturer in Telugu

Dr.D.Krishna Gayatri

M.A., M.Phil, Ph.D.  
Lecturer incharge

Dr.V.Arunbalakshmi

M.Sc., M.Phil, Ph.D.  
Principal





**A.S.D. GOVT. DEGREE COLLEGE FOR WOMEN**

AUTONOMOUS

(Accredited with NAAC 'B' Grade)

Jaganmalkapur, Kakinada - 533 002, A.P.

**DEPARTMENT OF TELUGU**

**Certificate**

This is to certify that *Ms. K. Sita Mahalakshmi*

of *B.A/B.Com/B.Sc., I/II/III* year has undergone 45-day Training in

**Research Methodology** organized by Department of Telugu between

*07.02.2022 to 31.03.2022*

*[Signature]*  
K. Madhavi  
Lecturer in Telugu

*[Signature]*  
Dr. K. Syamala Devi  
Lecturer in Telugu

*[Signature]*  
Dr. D. Krishna Gayatri  
M.A., M.Phil, Ph.D.  
Lecturer in Telugu

*[Signature]*  
Dr. V. Ananthakumari  
M.A., M.Phil, Ph.D.  
Principal